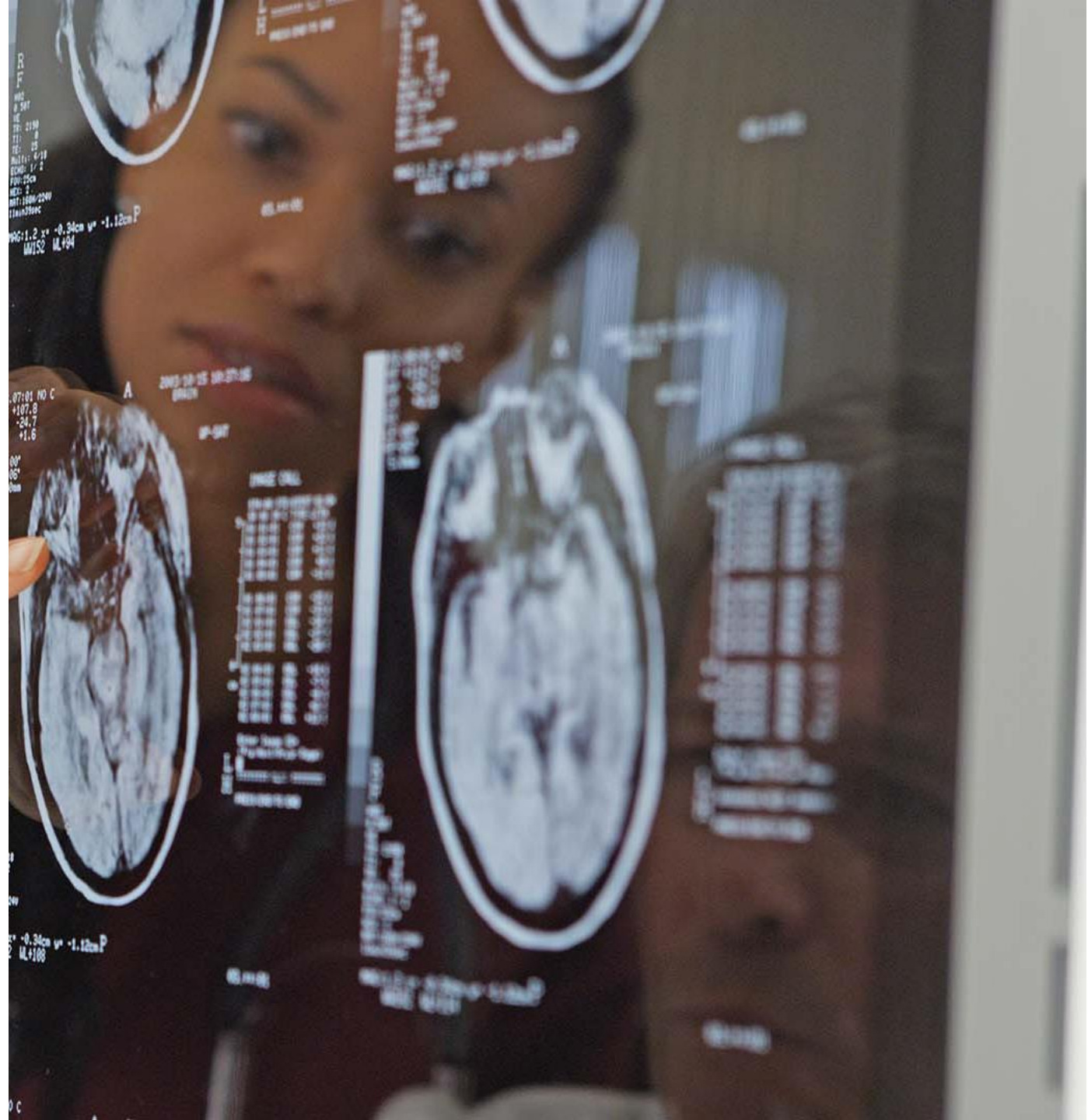




Unique Data. Expert Analysis. Innovative Solutions. One Platform.

Medical Devices Intelligence

February 2023



Market Data

FEATURE

Deep-dive view of procedure volumes, patient treatment rates, value of sales by product type, number of units sold (volume), average selling price, and the value of sales from different medical device companies.

BENEFIT

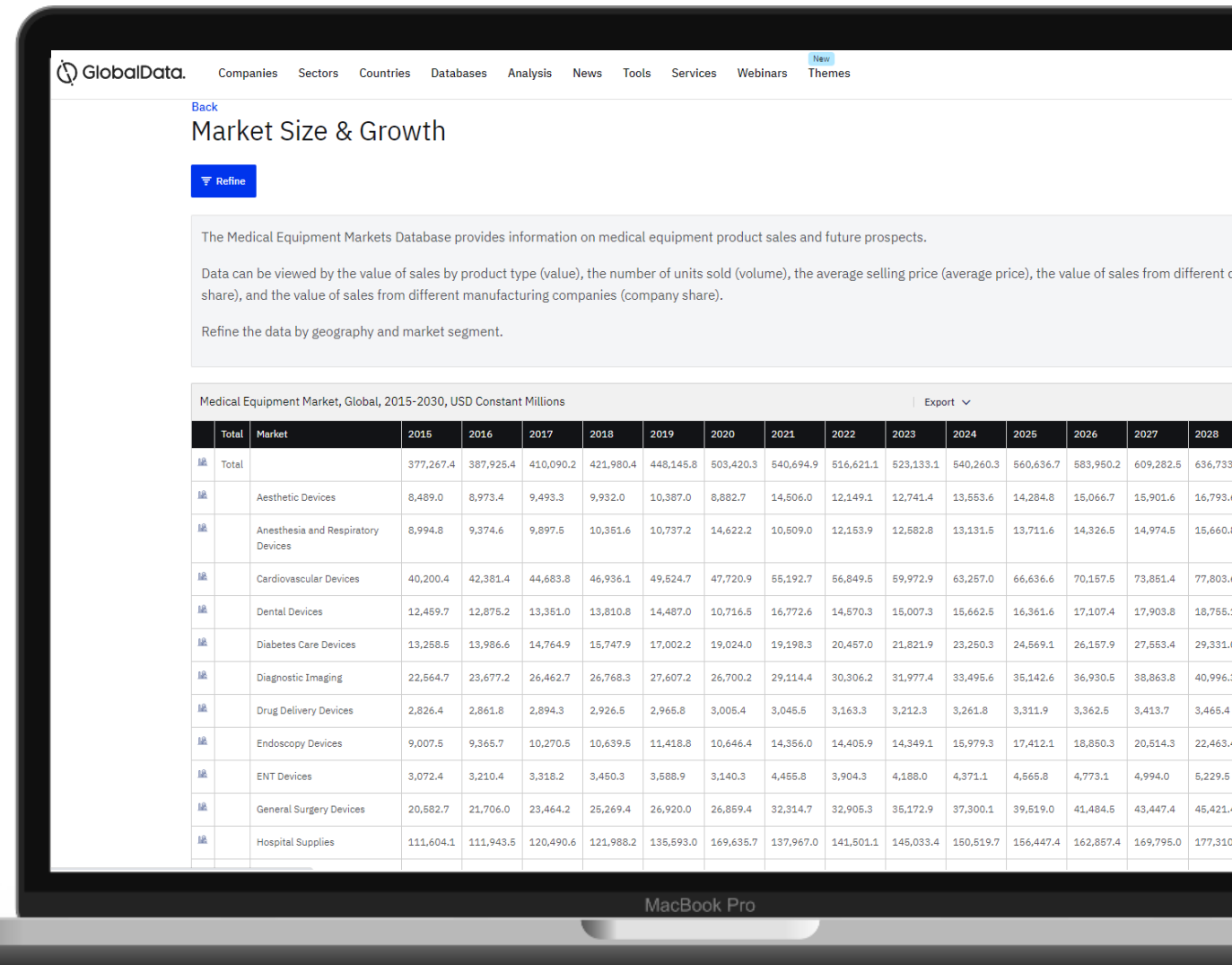
Built using public and proprietary sources along with deep analytical modelling, you can find market data for almost any medical device across 39 countries.

VALUE

Provides clients with epidemiology-based model flows from patient treatment rates through to device usage which are based on real world data. The dataset includes device product sales and future prospects with both quantitative data and qualitative insight

Data can be found:

- Online in the Medical Intelligence Center
- In downloadable excels that provide detailed data in a format that allows clients to analyze and change data as they see fit



GlobalData. Companies Sectors Countries Databases Analysis News Tools Services Webinars Themes

[Back](#)

Market Size & Growth

[Refine](#)

The Medical Equipment Markets Database provides information on medical equipment product sales and future prospects.

Data can be viewed by the value of sales by product type (value), the number of units sold (volume), the average selling price (average price), the value of sales from different manufacturing companies (company share), and the value of sales from different manufacturing companies (company share).

Refine the data by geography and market segment.

Medical Equipment Market, Global, 2015-2030, USD Constant Millions

	Total	Market	2015	2016	2017	2018	2019	2020	2021	2022	2023	2024	2025	2026	2027	2028
Total			377,267.4	387,925.4	410,090.2	421,980.4	448,145.8	503,420.3	540,694.9	516,621.1	523,133.1	540,260.3	560,636.7	583,950.2	609,282.5	636,733.1
Aesthetic Devices			8,489.0	8,973.4	9,493.3	9,932.0	10,387.0	8,882.7	14,506.0	12,149.1	12,741.4	13,553.6	14,284.8	15,066.7	15,901.6	16,793.1
Anesthesia and Respiratory Devices			8,994.8	9,374.6	9,897.5	10,351.6	10,737.2	14,622.2	10,509.0	12,153.9	12,582.8	13,131.5	13,711.6	14,326.5	14,974.5	15,660.4
Cardiovascular Devices			40,200.4	42,381.4	44,683.8	46,936.1	49,524.7	47,720.9	55,192.7	56,849.5	59,972.9	63,257.0	66,636.6	70,157.5	73,851.4	77,803.1
Dental Devices			12,459.7	12,875.2	13,351.0	13,810.8	14,487.0	10,716.5	16,772.6	14,570.3	15,007.3	15,662.5	16,361.6	17,107.4	17,903.8	18,755.1
Diabetes Care Devices			13,258.5	13,986.6	14,764.9	15,747.9	17,002.2	19,024.0	19,198.3	20,457.0	21,821.9	23,250.3	24,569.1	26,157.9	27,553.4	29,331.1
Diagnostic Imaging			22,564.7	23,677.2	26,462.7	26,768.3	27,607.2	26,700.2	29,114.4	30,306.2	31,977.4	33,495.6	35,142.6	36,930.5	38,863.8	40,996.1
Drug Delivery Devices			2,826.4	2,861.8	2,894.3	2,926.5	2,965.8	3,005.4	3,045.5	3,163.3	3,212.3	3,261.8	3,311.9	3,362.5	3,413.7	3,465.4
Endoscopy Devices			9,007.5	9,365.7	10,270.5	10,639.5	11,418.8	10,646.4	14,356.0	14,405.9	14,349.1	15,979.3	17,412.1	18,850.3	20,514.3	22,463.1
ENT Devices			3,072.4	3,210.4	3,318.2	3,450.3	3,588.9	3,140.3	4,455.8	3,904.3	4,188.0	4,371.1	4,565.8	4,773.1	4,994.0	5,229.5
General Surgery Devices			20,582.7	21,706.0	23,464.2	25,269.4	26,920.0	26,859.4	32,314.7	32,905.3	35,172.9	37,300.1	39,519.0	41,484.5	43,447.4	45,421.1
Hospital Supplies			111,604.1	111,943.5	120,490.6	121,988.2	135,593.0	169,635.7	137,967.0	141,501.1	145,033.4	150,519.7	156,447.4	162,857.4	169,795.0	177,310.1

Pipeline Products



FEATURE

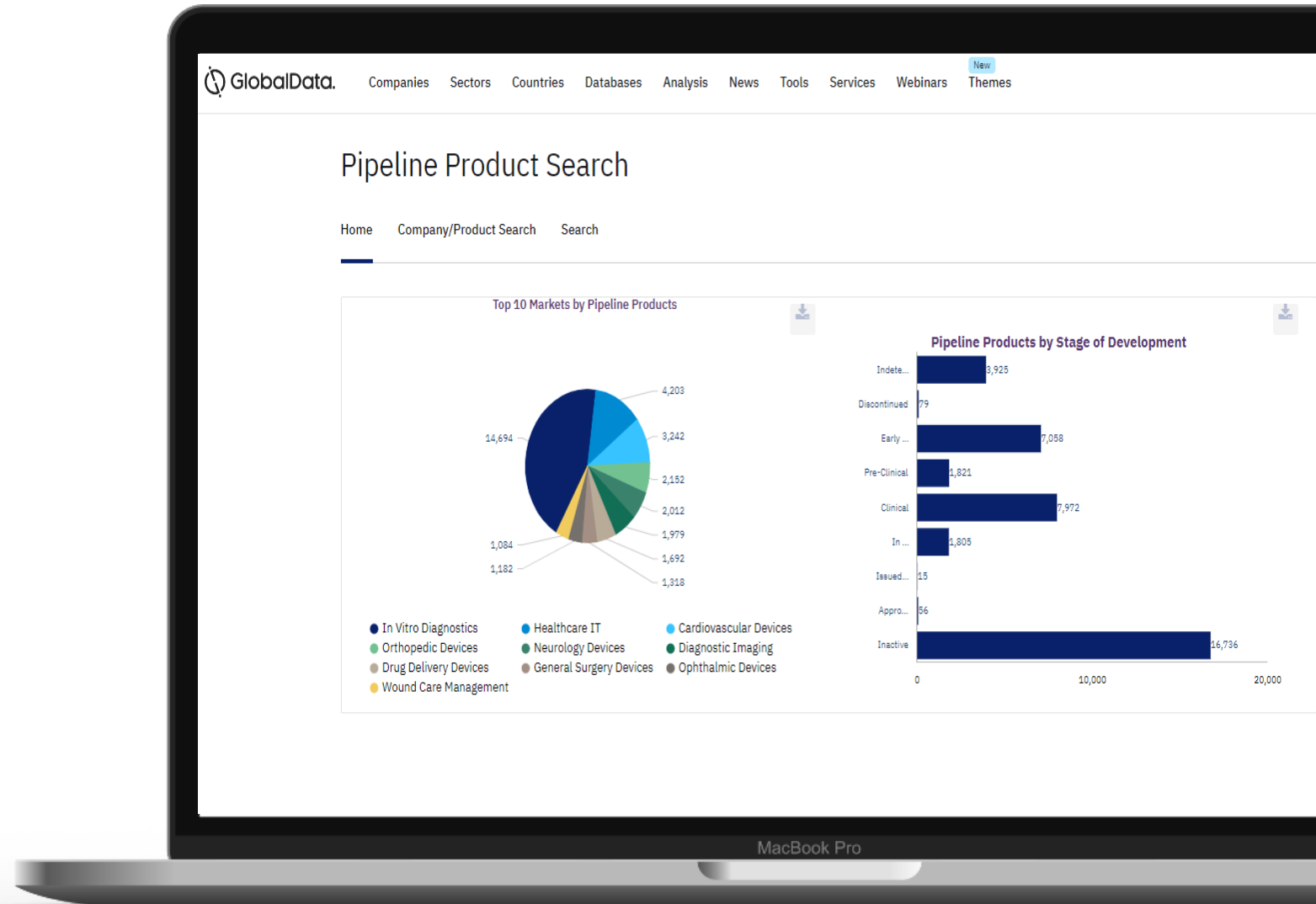
Search for medical devices that are in a clinical or commercial pipeline.

BENEFITS

- Clients can understand upcoming new products from competitors, identify technology trends, identify possible acquisitions and insertion technologies.
- Clients can determine upcoming competitor new product launch strategies, and adjust to meet challenge.
- Clients can identify gaps in the market not being served by planned pipeline products.
- Clients can identify technology collaborations between competitors and technology providers.

VALUE

- Clients can better understand future threats to market share, and how to better defend share, through strategic product planning and product improvement.



Device Approval Analyzer



FEATURE

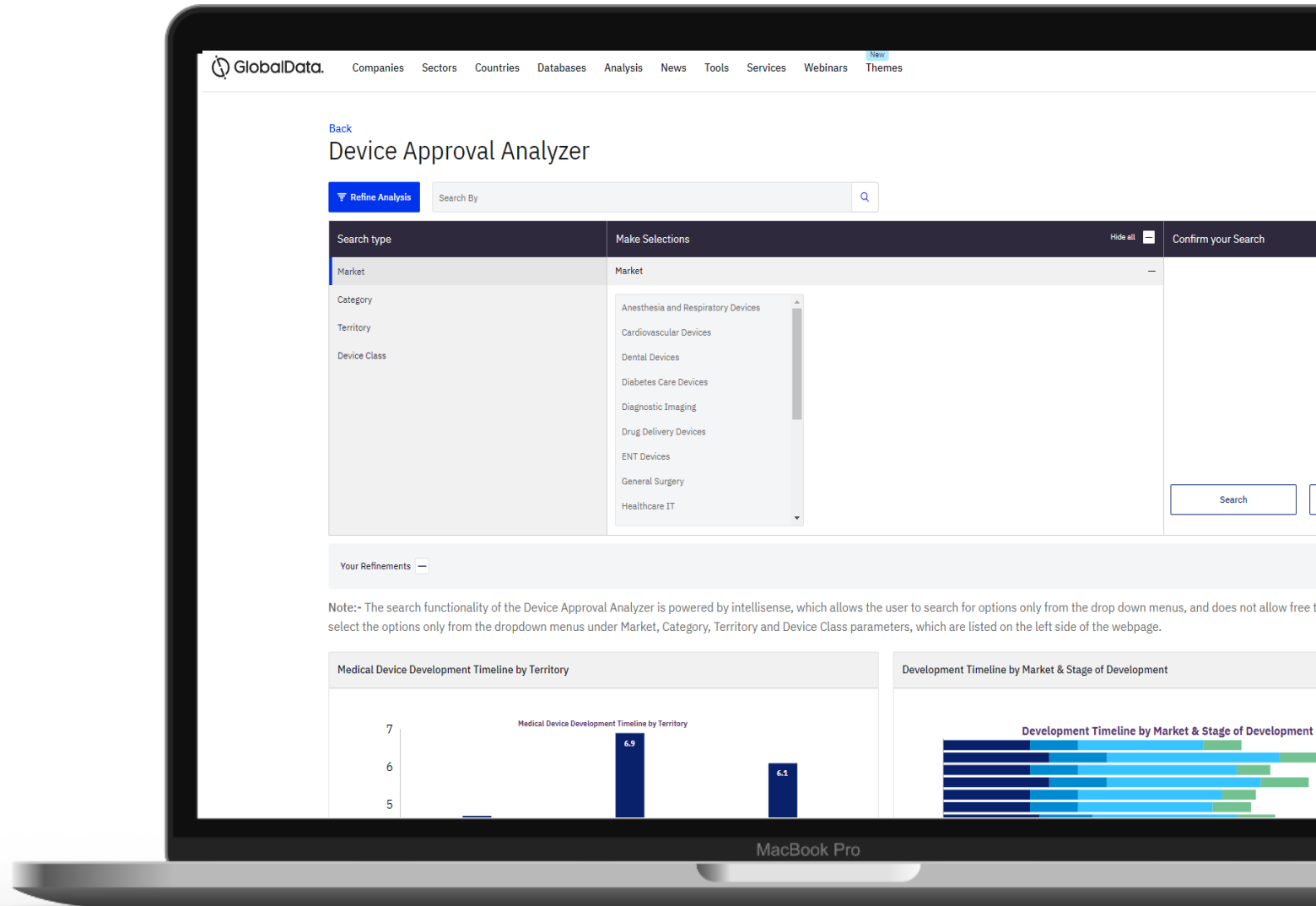
Analyse medical device development timelines and development timelines by market and stage of development across different markets, device categories, territories and device classes.

BENEFITS

- Benchmark own development timelines against the competition
- Stress test product development plans
- Due diligence checks during acquisitions
- Understand impacts of different regulatory bodies on product development planning

VALUE

- Insight into how long different types of products take to bring to market in different regulatory regimes helps to better plan product launches



Device Analyzer

FEATURE

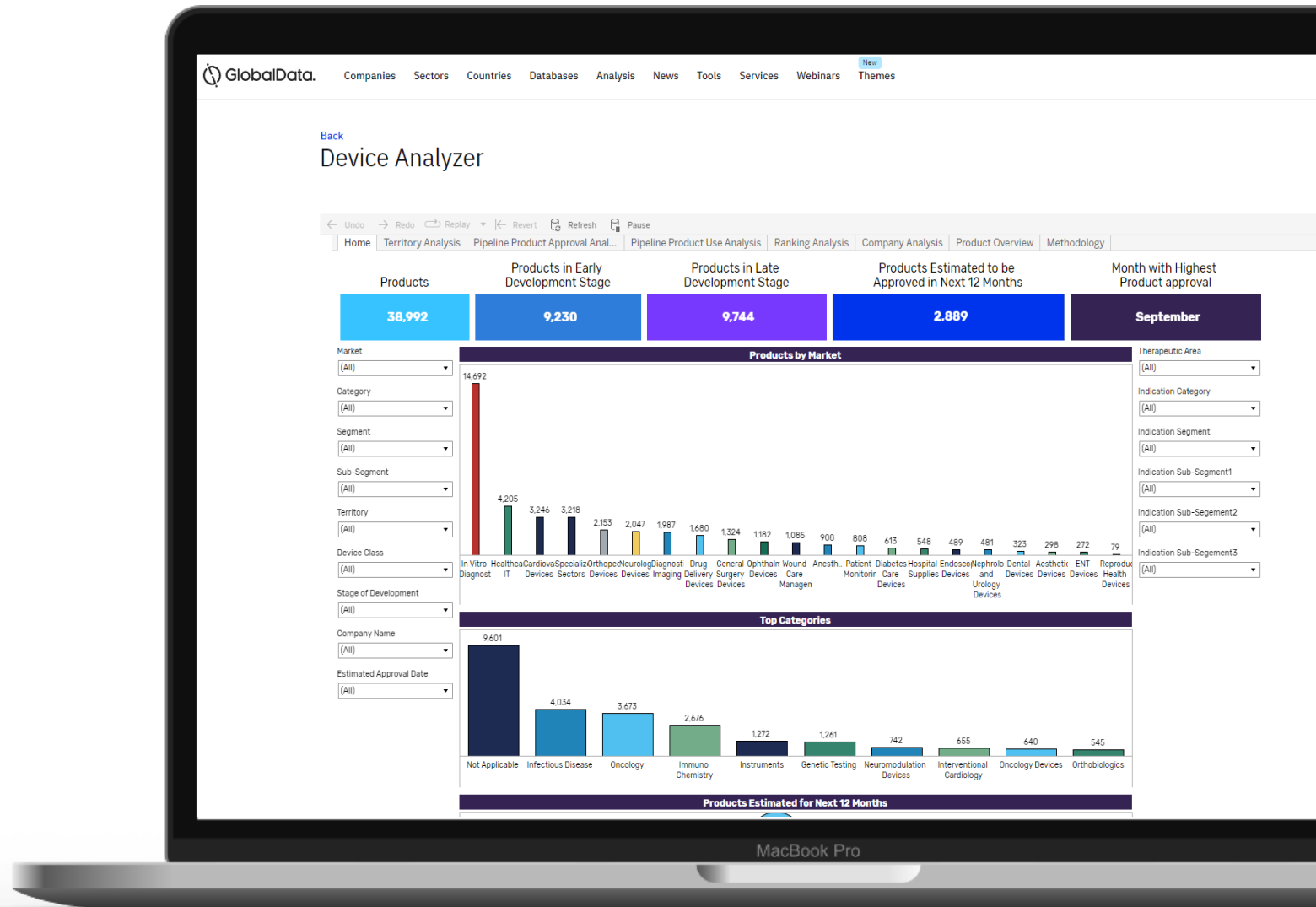
Forecast medical device approval estimation timelines based on market, category, territory, device class, and development stage.

BENEFITS

- Clients can easily understand immediately, near-horizon competitor and acquisition target product launch plans.
- Understand how technological developments will impact a sector over a specific time period.

VALUE

- Quantify product launches over specific time frames helps better inform strategic planning, to counter competitor threats to market share and/or to identify possible acquisition targets.



Marketed Products



FEATURE

Search for marketed products via; company, product name, market/equipment type, indication, application, territory, device class, regulatory path, 510(K)/PMA number and approved date.

BENEFITS

- Identify competitor and acquisition target most recent offerings on medical devices market
- Understand competitor coverage and presence in the medical devices market
- Track in near real time, regulatory decisions and marketing approvals of medical devices in major developed markets

VALUE

Better understand which products will be commercialized in the market, helping you to better contend with the changing product portfolios of competitors and allowing you to stay one step ahead of the market.

The image shows a laptop screen displaying the GlobalData website. The page title is "Marketed Company/Products Data - View Results". Below the title, there is a "Refine Search" button and a section for "Your Refinements" with a "View List" dropdown set to "By Company". Below this, there are two dropdown menus: "Headquarter/Location" set to "Headquarters" and "Company Geography" set to "Asia-Pacific". The table below shows a list of companies with columns for Company Name, Entity Type, Parent/Subsidiary, Headquarters, and No of Employees. The table is paginated, showing 1 - 25 of 5,426 results. The laptop is a MacBook Pro.

Company Name	Entity Type	Parent/Subsidiary	Headquarters	No of Employees
Toyota Motor Corp	Public	Parent	Japan	372,817
Samsung Electronics Co Ltd	Public	Subsidiary (of Samsung Group)	South Korea	98,557
Hitachi Ltd	Public	Parent	Japan	368,247
Tencent Holdings Ltd	Public	Parent	China	108,836
Panasonic Holdings Corp	Public	Parent	Japan	240,198
LG Electronics Inc	Public	Subsidiary (of LG Corp)	South Korea	37,835
Compal Electronics Inc	Public	Parent	Taiwan	67,166
Quanta Computer Inc	Public	Parent	Taiwan	121,917
LG Chem Ltd	Public	Subsidiary (of LG Corp)	South Korea	14,280
Canon Inc	Public	Parent	Japan	184,034
Fujitsu Ltd	Public	Parent	Japan	124,216
Takeda Pharmaceutical Co Ltd	Public	Parent	Japan	47,347
Wistron Corp	Public	Parent	Taiwan	82,955
NEC Corp	Public	Parent	Japan	117,418
Fujifilm Holdings Corp	Public	Parent	Japan	75,474



FEATURE

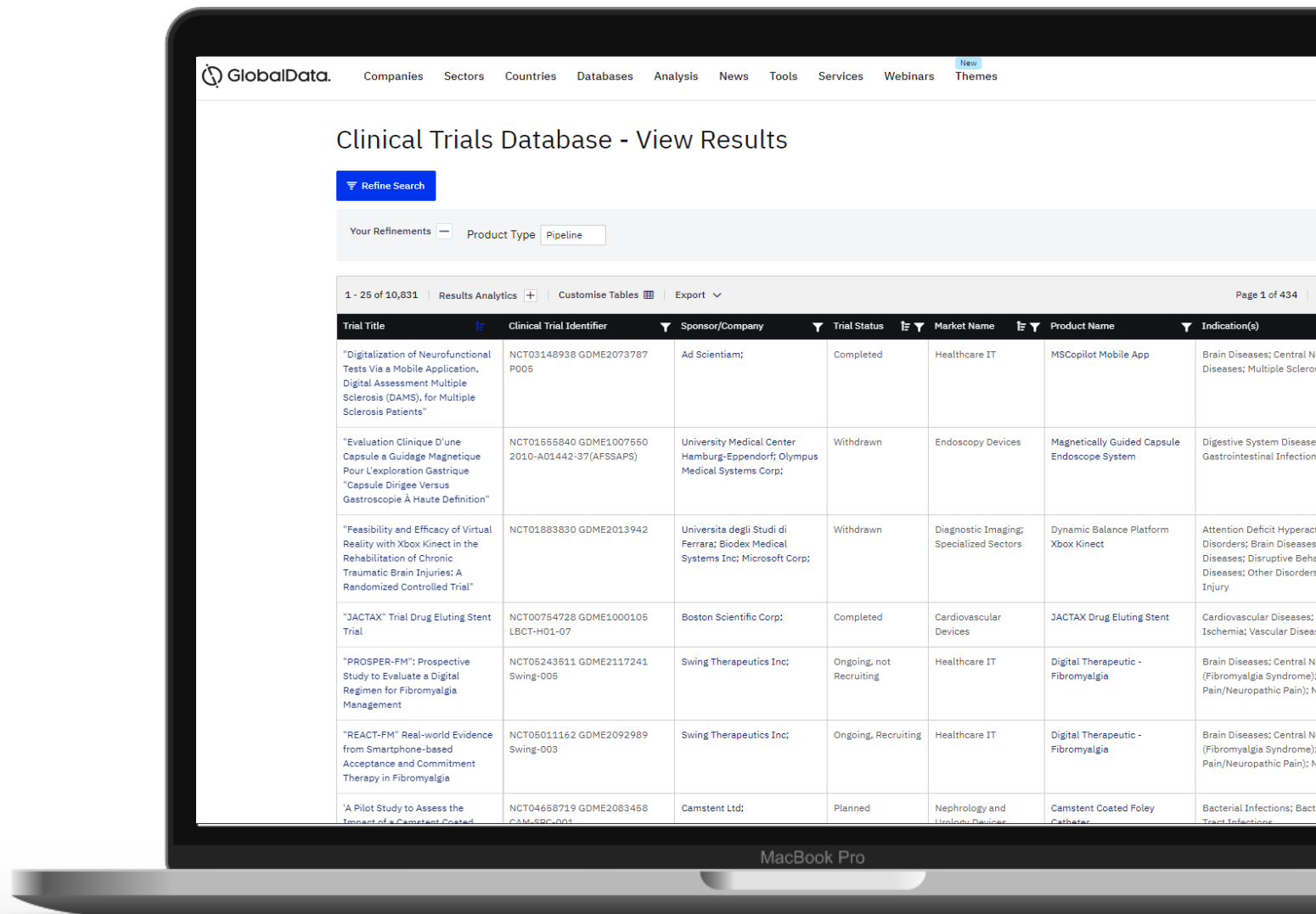
The Medical IC's clinical trials database is the most comprehensive clinical trials database in the market.

BENEFIT

Covers planned, ongoing, completed and terminated / suspended / withdrawn trials, and outlines information regarding trial type, study design, objective, end points, patient details, results, investigators, locations, contact details, and expected completion date.

VALUE

Helps clients to keep an eye on planned or ongoing trials, as well as the trials currently recruiting and who is sponsoring them, understand where trials are running, who is the investigator, and when the trial should finish so they can ensure they are ahead of their competitors.



Future Catalyst Calendar

FEATURE

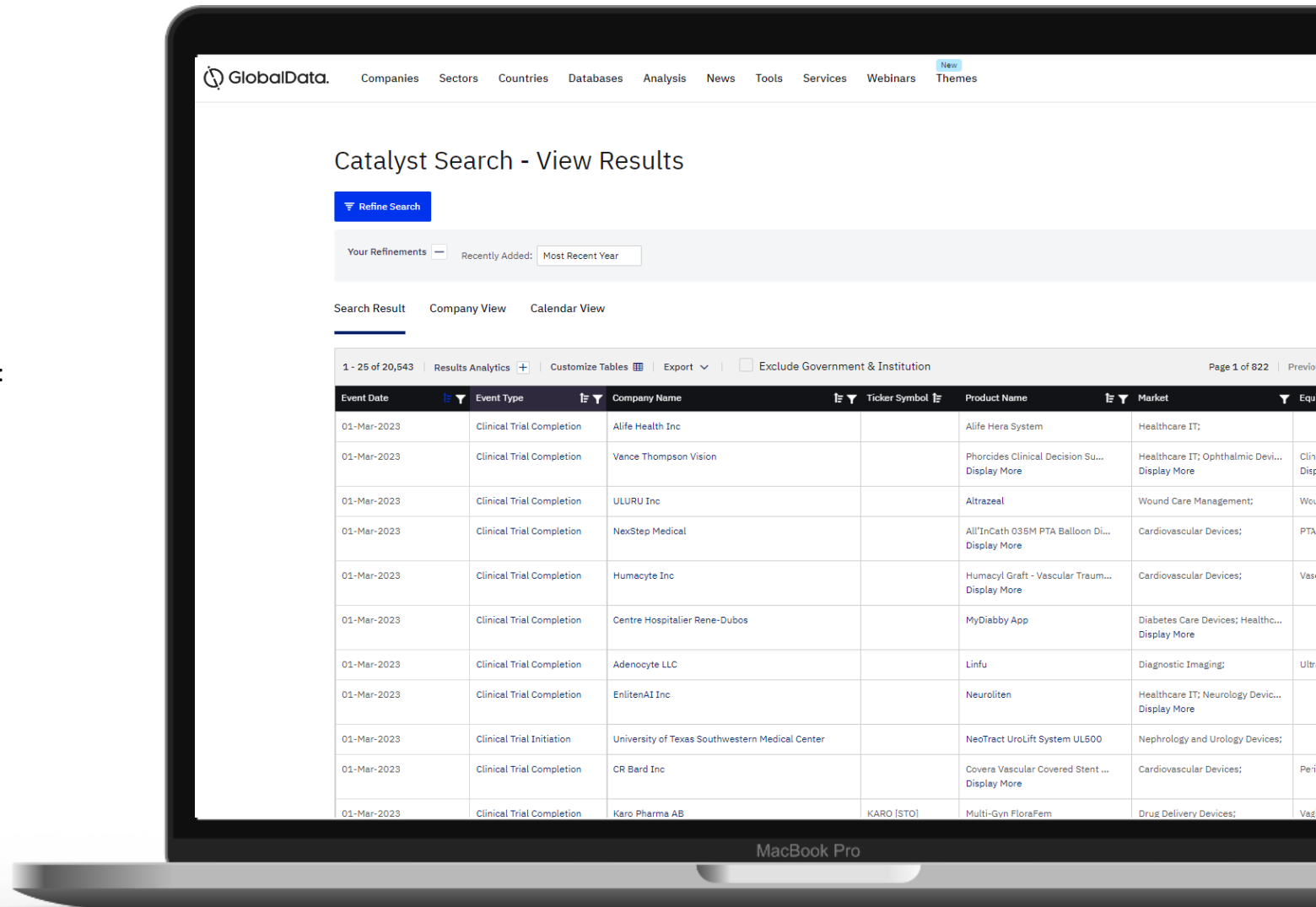
A list of upcoming medical device events which will impact medical in the coming years, in calendar format.

BENEFIT

Allows clients to understand when key events will happen regarding: Research and Development, Clinical Trial Events, Regulatory Events, Commercialization, Business Transactions.

VALUE

Clients can use this data to plan their business practices for the upcoming years to stay ahead of their competitors.



Updated Procedures Tool

FEATURE

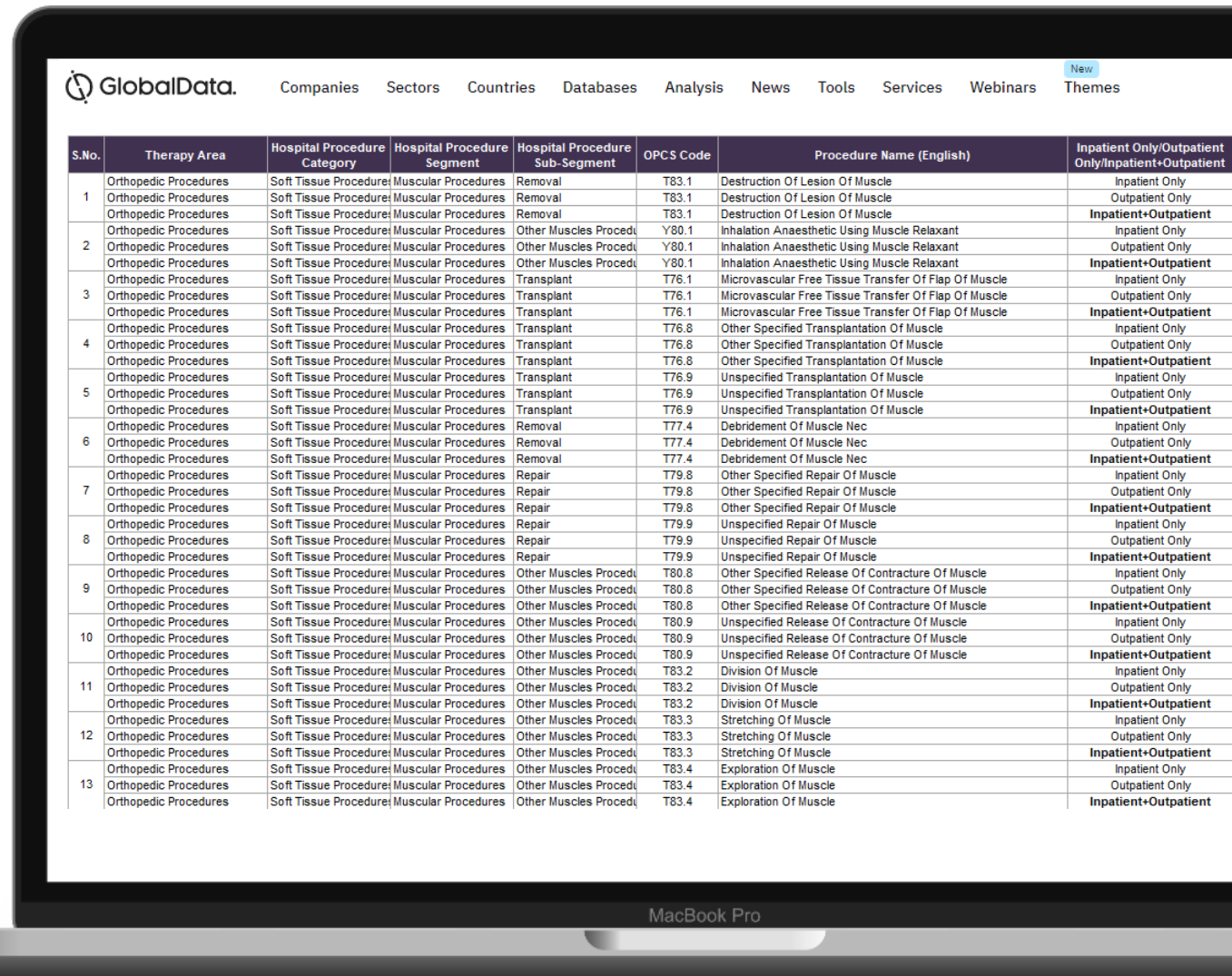
Medical has updated its procedures dataset with updated real-world data. Data is the actual procedure volumes as reported by official sources.

BENEFIT

This data will be shown in the new market data section, along with all of the other medical quantitative datasets. Currently it is available in the Market Model section.

VALUE

Clients will be able to access updated historic and forecasted procedure data based on real world datasets.



The image shows a laptop screen displaying the GlobalData website. The website has a navigation bar with links: Companies, Sectors, Countries, Databases, Analysis, News, Tools, Services, Webinars, and Themes. A 'New' badge is next to 'Themes'. Below the navigation bar is a table with 8 columns: S.No., Therapy Area, Hospital Procedure Category, Hospital Procedure Segment, Hospital Procedure Sub-Segment, OPCS Code, Procedure Name (English), and Inpatient Only/Outpatient Only/Inpatient+Outpatient. The table lists various medical procedures, primarily related to orthopedic and soft tissue treatments, categorized by hospital procedure type and segment. The table is displayed on a MacBook Pro.

S.No.	Therapy Area	Hospital Procedure Category	Hospital Procedure Segment	Hospital Procedure Sub-Segment	OPCS Code	Procedure Name (English)	Inpatient Only/Outpatient Only/Inpatient+Outpatient
1	Orthopedic Procedures	Soft Tissue Procedure	Muscular Procedures	Removal	T83.1	Destruction Of Lesion Of Muscle	Inpatient Only
	Orthopedic Procedures	Soft Tissue Procedure	Muscular Procedures	Removal	T83.1	Destruction Of Lesion Of Muscle	Outpatient Only
	Orthopedic Procedures	Soft Tissue Procedure	Muscular Procedures	Removal	T83.1	Destruction Of Lesion Of Muscle	Inpatient+Outpatient
2	Orthopedic Procedures	Soft Tissue Procedure	Muscular Procedures	Other Muscles Procedure	Y80.1	Inhalation Anaesthetic Using Muscle Relaxant	Inpatient Only
	Orthopedic Procedures	Soft Tissue Procedure	Muscular Procedures	Other Muscles Procedure	Y80.1	Inhalation Anaesthetic Using Muscle Relaxant	Outpatient Only
	Orthopedic Procedures	Soft Tissue Procedure	Muscular Procedures	Other Muscles Procedure	Y80.1	Inhalation Anaesthetic Using Muscle Relaxant	Inpatient+Outpatient
3	Orthopedic Procedures	Soft Tissue Procedure	Muscular Procedures	Transplant	T76.1	Microvascular Free Tissue Transfer Of Flap Of Muscle	Inpatient Only
	Orthopedic Procedures	Soft Tissue Procedure	Muscular Procedures	Transplant	T76.1	Microvascular Free Tissue Transfer Of Flap Of Muscle	Outpatient Only
	Orthopedic Procedures	Soft Tissue Procedure	Muscular Procedures	Transplant	T76.1	Microvascular Free Tissue Transfer Of Flap Of Muscle	Inpatient+Outpatient
4	Orthopedic Procedures	Soft Tissue Procedure	Muscular Procedures	Transplant	T76.8	Other Specified Transplantation Of Muscle	Inpatient Only
	Orthopedic Procedures	Soft Tissue Procedure	Muscular Procedures	Transplant	T76.8	Other Specified Transplantation Of Muscle	Outpatient Only
	Orthopedic Procedures	Soft Tissue Procedure	Muscular Procedures	Transplant	T76.8	Other Specified Transplantation Of Muscle	Inpatient+Outpatient
5	Orthopedic Procedures	Soft Tissue Procedure	Muscular Procedures	Transplant	T76.9	Unspecified Transplantation Of Muscle	Inpatient Only
	Orthopedic Procedures	Soft Tissue Procedure	Muscular Procedures	Transplant	T76.9	Unspecified Transplantation Of Muscle	Outpatient Only
	Orthopedic Procedures	Soft Tissue Procedure	Muscular Procedures	Transplant	T76.9	Unspecified Transplantation Of Muscle	Inpatient+Outpatient
6	Orthopedic Procedures	Soft Tissue Procedure	Muscular Procedures	Removal	T77.4	Debridement Of Muscle Nec	Inpatient Only
	Orthopedic Procedures	Soft Tissue Procedure	Muscular Procedures	Removal	T77.4	Debridement Of Muscle Nec	Outpatient Only
	Orthopedic Procedures	Soft Tissue Procedure	Muscular Procedures	Removal	T77.4	Debridement Of Muscle Nec	Inpatient+Outpatient
7	Orthopedic Procedures	Soft Tissue Procedure	Muscular Procedures	Repair	T79.8	Other Specified Repair Of Muscle	Inpatient Only
	Orthopedic Procedures	Soft Tissue Procedure	Muscular Procedures	Repair	T79.8	Other Specified Repair Of Muscle	Outpatient Only
	Orthopedic Procedures	Soft Tissue Procedure	Muscular Procedures	Repair	T79.8	Other Specified Repair Of Muscle	Inpatient+Outpatient
8	Orthopedic Procedures	Soft Tissue Procedure	Muscular Procedures	Repair	T79.9	Unspecified Repair Of Muscle	Inpatient Only
	Orthopedic Procedures	Soft Tissue Procedure	Muscular Procedures	Repair	T79.9	Unspecified Repair Of Muscle	Outpatient Only
	Orthopedic Procedures	Soft Tissue Procedure	Muscular Procedures	Repair	T79.9	Unspecified Repair Of Muscle	Inpatient+Outpatient
9	Orthopedic Procedures	Soft Tissue Procedure	Muscular Procedures	Other Muscles Procedure	T80.8	Other Specified Release Of Contracture Of Muscle	Inpatient Only
	Orthopedic Procedures	Soft Tissue Procedure	Muscular Procedures	Other Muscles Procedure	T80.8	Other Specified Release Of Contracture Of Muscle	Outpatient Only
	Orthopedic Procedures	Soft Tissue Procedure	Muscular Procedures	Other Muscles Procedure	T80.8	Other Specified Release Of Contracture Of Muscle	Inpatient+Outpatient
10	Orthopedic Procedures	Soft Tissue Procedure	Muscular Procedures	Other Muscles Procedure	T80.9	Unspecified Release Of Contracture Of Muscle	Inpatient Only
	Orthopedic Procedures	Soft Tissue Procedure	Muscular Procedures	Other Muscles Procedure	T80.9	Unspecified Release Of Contracture Of Muscle	Outpatient Only
	Orthopedic Procedures	Soft Tissue Procedure	Muscular Procedures	Other Muscles Procedure	T80.9	Unspecified Release Of Contracture Of Muscle	Inpatient+Outpatient
11	Orthopedic Procedures	Soft Tissue Procedure	Muscular Procedures	Other Muscles Procedure	T83.2	Division Of Muscle	Inpatient Only
	Orthopedic Procedures	Soft Tissue Procedure	Muscular Procedures	Other Muscles Procedure	T83.2	Division Of Muscle	Outpatient Only
	Orthopedic Procedures	Soft Tissue Procedure	Muscular Procedures	Other Muscles Procedure	T83.2	Division Of Muscle	Inpatient+Outpatient
12	Orthopedic Procedures	Soft Tissue Procedure	Muscular Procedures	Other Muscles Procedure	T83.3	Stretching Of Muscle	Inpatient Only
	Orthopedic Procedures	Soft Tissue Procedure	Muscular Procedures	Other Muscles Procedure	T83.3	Stretching Of Muscle	Outpatient Only
	Orthopedic Procedures	Soft Tissue Procedure	Muscular Procedures	Other Muscles Procedure	T83.3	Stretching Of Muscle	Inpatient+Outpatient
13	Orthopedic Procedures	Soft Tissue Procedure	Muscular Procedures	Other Muscles Procedure	T83.4	Exploration Of Muscle	Inpatient Only
	Orthopedic Procedures	Soft Tissue Procedure	Muscular Procedures	Other Muscles Procedure	T83.4	Exploration Of Muscle	Outpatient Only
	Orthopedic Procedures	Soft Tissue Procedure	Muscular Procedures	Other Muscles Procedure	T83.4	Exploration Of Muscle	Inpatient+Outpatient

FEATURE

Explore the most comprehensive deals repository in the market providing real-time tracking of the latest M&A activity.

Access a Deals database with data on M&A, Strategic alliances & Capital Raisings within a **smart dashboard** that offers insights by **deal type**, **deal value**, geography, sector along with heat maps and **theme insights and analysis**.

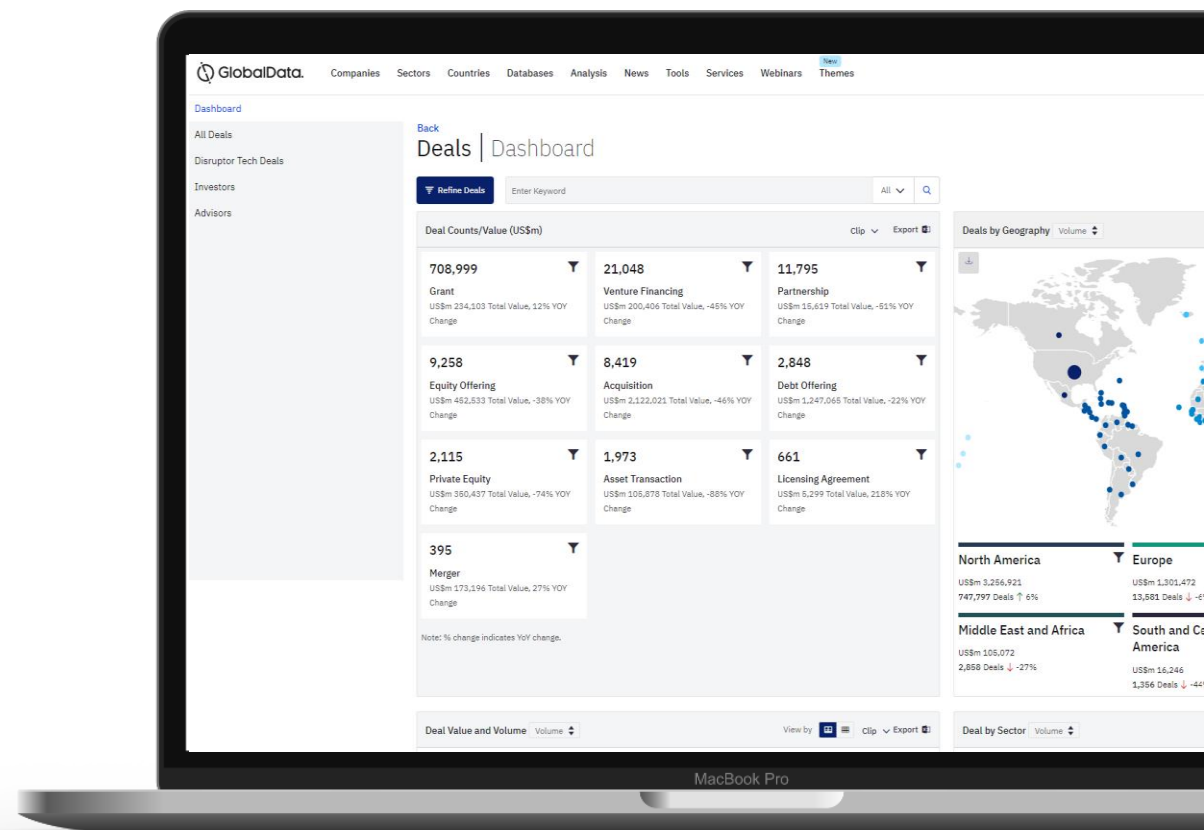
BENEFITS

Get instant access to up-to-date deals specific to your industry.

- Track the **latest competitive deal activity** and gain competitive intelligence
- **Identify markets** and geographies for **investment decisions**
- Monitor **deal value & volume** trends and **market inflows**
- **Identify the themes** driving deal activity

VALUE

- **Predict competitor strategies** by getting complete visibility and an in-depth analysis into historical and current competitive deals
- **Minimise time spent** tracking new deals using our all-in-one platform. You and your team members will have more time to **focus on what matters**
- Stay up-to-date and generate a **steady flow of innovative ideas** for new product development
- Gain critical intelligence on market trends and get **higher returns on your investments**



662k+
Total deals
tracked

10k+
M&A and
asset deals

300k
Sources
tracked

FEATURE

Make smarter decisions with an in-depth analysis of the global news shaping the world.

Our News dashboard combines artificial intelligence and human insight to provide the most accurate and relevant industry intelligence in real-time.

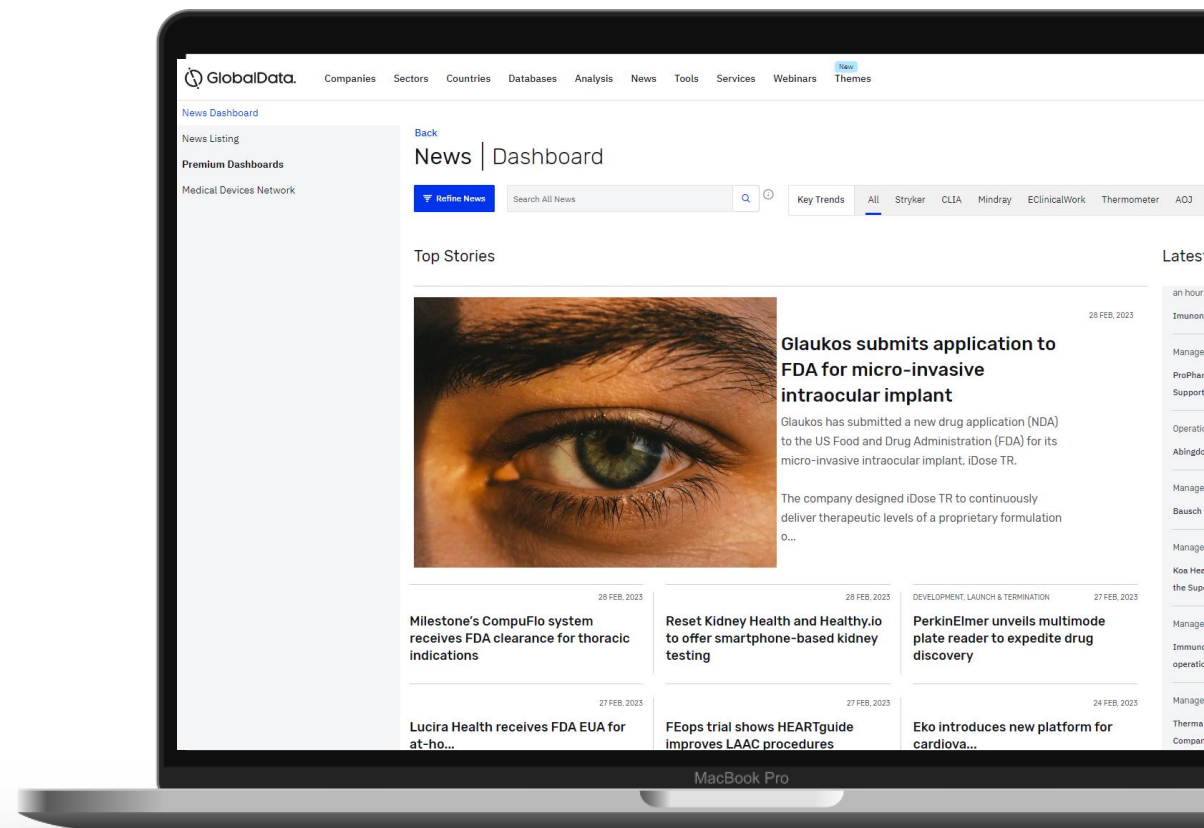
BENEFITS

Keep up-to-date with the latest industry developments and trends.

- Stay updated with the **latest sectoral coverage**, top stories and **key trends** relevant to your industry
- **Spot key trends**, learn about **financial announcements & major hirings**. Take the risk out of critical business decisions
- Anticipate **market moves** with News **Sentiment** analysis

VALUE

- **Uncover strategic moves** in the business market, and get **unparalleled coverage** of your industry to stay relevant & competitive
- **React to breaking news** before your competitors to establish and **maintain a competitive edge**
- Identify **new sales and prospecting opportunities based on companies that are trending/featured in the news**
- Follow corporate trends to **advance your marketing efforts** - drive powerful conversations and **develop compelling campaigns** for better exposure



270k+
News articles
tracked

340k+
Sources
tracked



Companies

FEATURE

Get a 360-degree view of companies with all related market data, reports, insights, deals and essential information in one place.

Our Companies database provides the most **comprehensive data on top companies worldwide**. The database covers **essential parameters** such as financials: revenue, net income, net profit margin, employee count, latest news, deals, thematic scorecards, SWOT analyses and key reports.

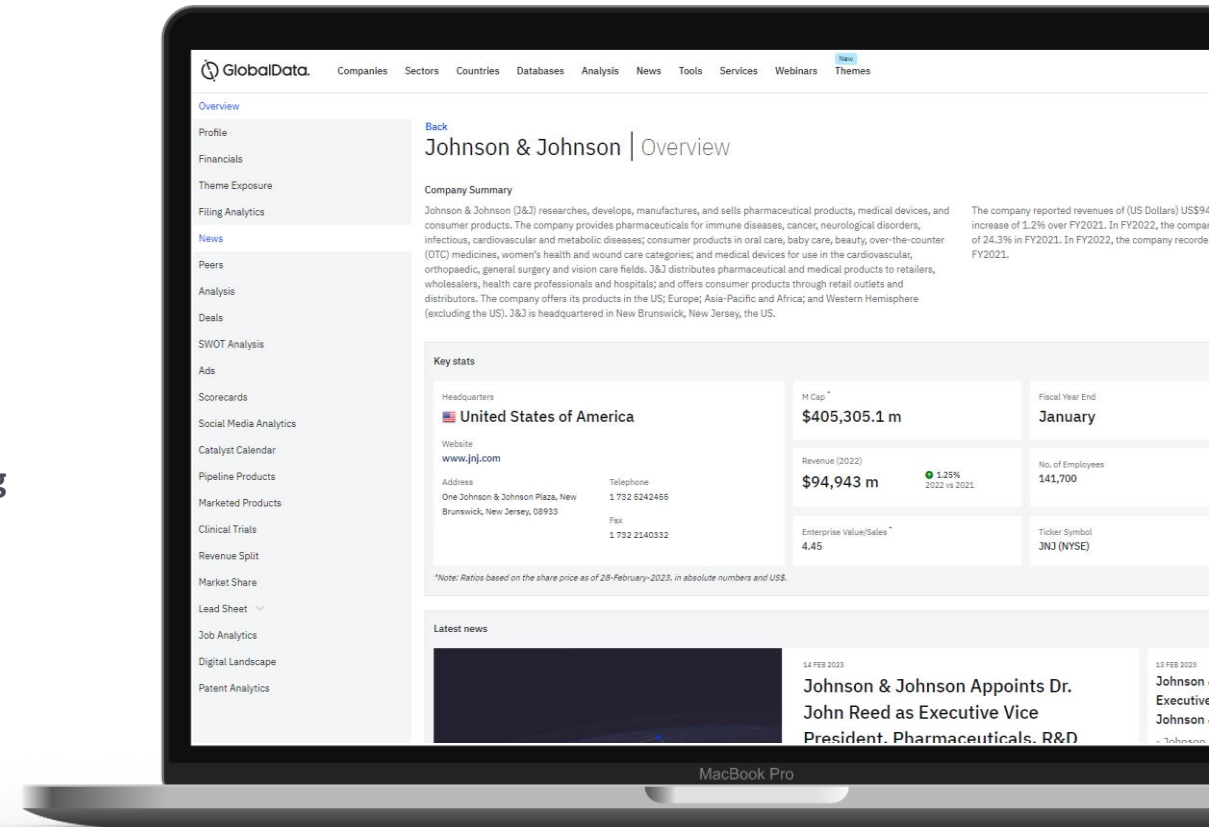
BENEFITS

Serves as a one-stop source for all datasets associated with a company, helping customers, prospects, and competitors to gain critical market intelligence

- Identify target customers and their latest activities
- Track competitor moves
- Spot and analyze company strategy

VALUE

- Enhance your understanding of your customers, prospects, and competitors
- Boost your investment strategies with unique insights on potential companies and your portfolio companies
- Learn more about your competitors and stay one step ahead



76k+
Companies
tracked

15k+
Detailed
profiles

931
SWOT
analyses

Company Screener



FEATURE

With the Company Screener, create complex queries based on industry, geography, themes, time frame, and company types. The Company Screener provides you with the unmatched ability to refine and build a customized universe of relevant companies.

Find companies using filters such as; headquarters or geographical exposure, thematic exposure, ownership, stock exchange, financials, deals, news, hiring activity, company filings, and patenting activity.

BENEFITS

- Utilize the Company Screener tool to screen data from multiple datasets.
- Pick and combine screeners for a bespoke list of specific companies, bringing together insights from multiple datasets
- The Company Screener acts as a **pillar for a query-based approach**. For example, public companies headquartered in the US with AI job postings in China in the last quarter

VALUE

- Identify new sales and prospecting opportunities - search and create prospect lists
- Enhance your corporate strategy by identifying **investment opportunities**
- Gain superior competitive intelligence by **spotting industry trends** and **comparing companies within your industry**

Company	Company Name	Entity Type	Ticker Symbol	Parent/Subsidiary/Independent	Headquarters	No. of Employees
<input type="checkbox"/>	Apple Inc	Public	AAPL (NASDAQ)	Parent	United States of America	
<input type="checkbox"/>	UnitedHealth Group Inc	Public	UNH (NYSE)	Parent	United States of America	
<input type="checkbox"/>	CVS Health Corp	Public	CVS (NYSE)	Parent	United States of America	
<input type="checkbox"/>	Toyota Motor Corp	Public	7203 (TYO)	Parent	Japan	
<input type="checkbox"/>	Molleson Corp	Public	MCK (NYSE)	Parent	United States of America	
<input type="checkbox"/>	Google LLC	Private	-	Subsidiary (of Alphabet Inc)	United States of America	
<input type="checkbox"/>	Samsung Electronics Co Ltd	Public	005930 (KRX)	Subsidiary (of Samsung Group)	South Korea	
<input type="checkbox"/>	Microsoft Corp	Public	MSFT (NASDAQ)	Parent	United States of America	
<input type="checkbox"/>	Cardinal Health Inc	Public	CAH (NYSE)	Parent	United States of America	
<input type="checkbox"/>	Ford Motor Co	Public	F (NYSE)	Parent	United States of America	
<input type="checkbox"/>	Elevance Health Inc	Public	ELV (NYSE)	Parent	United States of America	
<input type="checkbox"/>	The Kroger Co	Public	KR (NYSE)	Parent	United States of America	
<input type="checkbox"/>	Verizon Communications Inc	Public	VZ (NYSE)	Parent	United States of America	
<input type="checkbox"/>	Nippon Telegraph and Telephone Corp	Public	9432 (TYO)	Parent	Japan	
<input type="checkbox"/>	Hyundai Motor Co	Public	005380 (KRX)	Parent	South Korea	
<input type="checkbox"/>	Pfizer Inc	Public	PFE (NYSE)	Parent	United States of America	
<input type="checkbox"/>	Johnson & Johnson	Public	JNJ (NYSE)	Parent	United States of America	
<input type="checkbox"/>	Kaiser Permanente	Institution	-	Parent	United States of America	
<input type="checkbox"/>	Hitachi Ltd	Public	6501 (TYO)	Parent	Japan	
<input type="checkbox"/>	Tencent Holdings Ltd	Public	700 (HKG)	Parent	China	
<input type="checkbox"/>	The Procter & Gamble Co	Public	PG (NYSE)	Parent	United States of America	
<input type="checkbox"/>	ArceclorMittal SA	Public	MT (AMS)	Parent	Luxembourg	
<input type="checkbox"/>	F. Hoffmann-Le Roche Ltd	Public	ROG (SWX)	Parent	Switzerland	

76.8K+
Companies

5.6K+
VC backed
companies

58K+
Company
filings

Reports

FEATURE

Access GlobalData's huge range of report resources, which provide expert opinion and insight into the past, present, and future of the industry.

Key Reports cover various analyses such as company analysis, M&A deal analysis, thematic analysis, and interactive models.

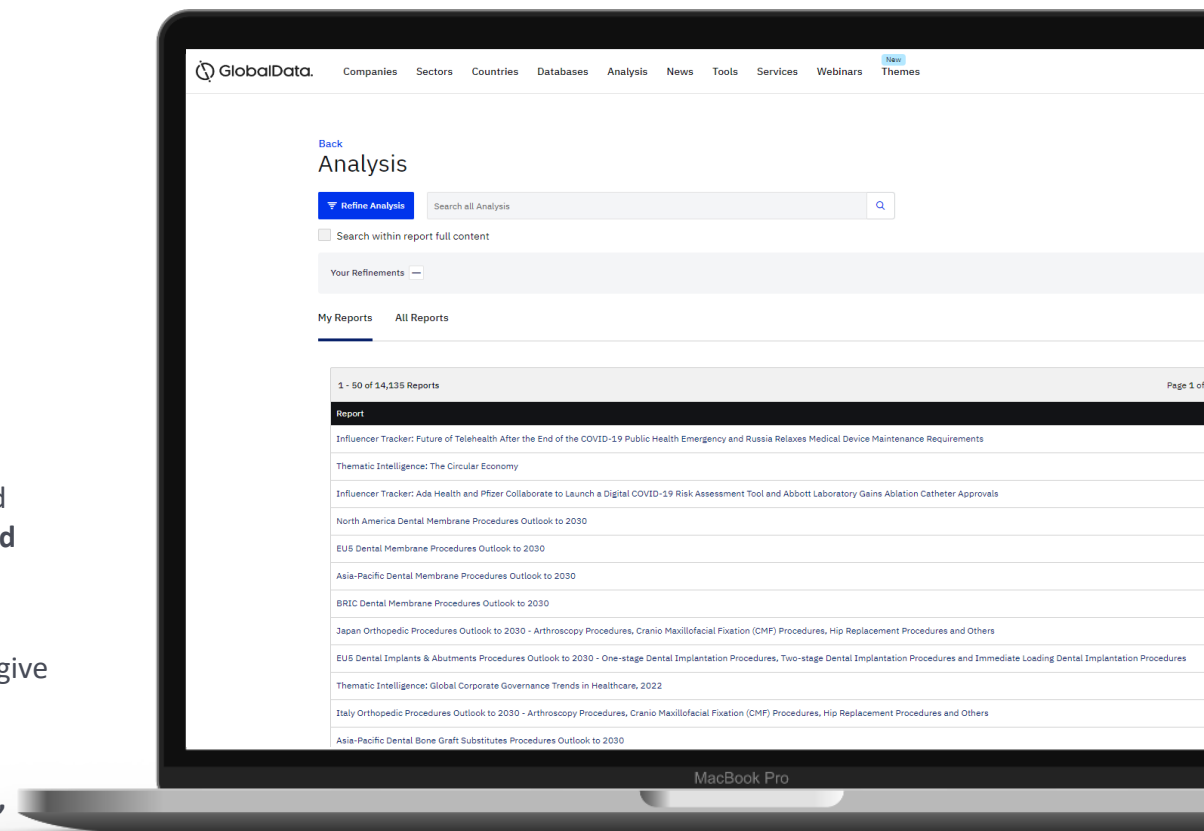
BENEFITS

Get a broad view with macro analysis, or drill down deeper with more focused commentary into specific market drivers and trends.

- The Company Analysis reports are designed for **established players as well as start-ups** and challengers. They provide **comprehensive insight into competitive threats, positioning, and performance**
- **Reports on interactive models** provide **highly granular industry data**, while **survey** results give access to **first-person insight from consumers and business leaders**
- **Reports on M&A Deals** provide regular updates on **trends in investments and acquisitions**, showing where the smart money is going in banking and payments across the world

VALUE

- Unlock ideas from global thought leaders and **make smarter strategic decisions**
- Stay ahead of your competition - Get a complete view of **your competitors' operations, their products and services**, key events and acquisitions, and revenue model
- **Optimize the workflow of your analytics team** - access powerful industry analysts' reports, surveys, data & insights
- Generate a steady flow of **innovative ideas for new product development**



4
Analysis
reports

Company Analysis Reports



FEATURE

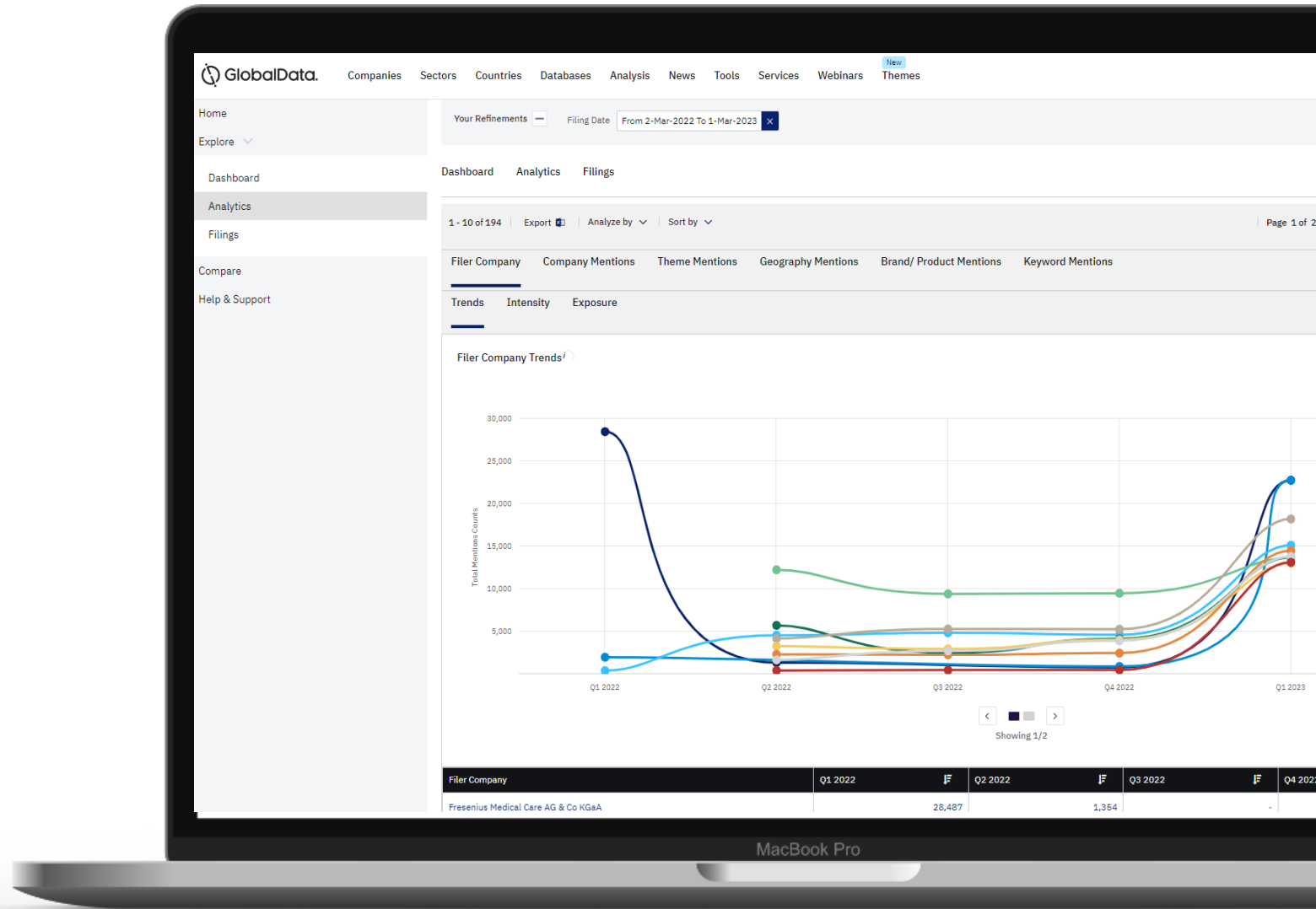
Analyst reports on the top 43 Medical companies outlining the impact of COVID-19 on their business

BENEFIT

Provides data on how COVID-19 has impacted the company's products, supply chain, average selling price, share and future prospects

VALUE

Clients can use this file to understand their how their competitors are faring in the pandemic on a deep level



Build Your Own Report



FEATURE

Clip content directly from our Intelligence Centre to create your own bespoke reports to share with colleagues or externally.

The tool helps you **organize your library of clippings** from your chosen data and **build custom reports**. You can select your chosen clippings to add to your reports.

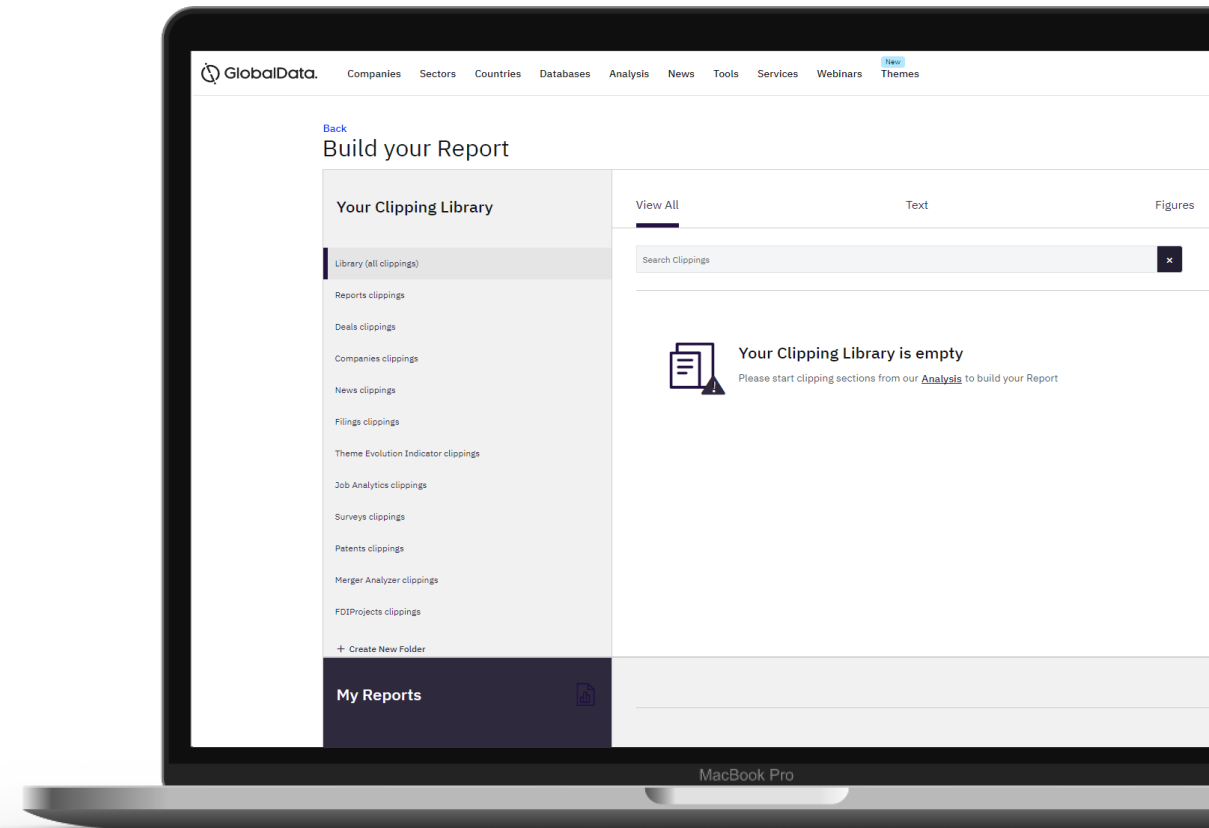
BENEFITS

Build your clipping library and access your most important content easily. You can clip content from:

- Interactive Reports
- Deals
- Companies
- News
- Filings
- Patents
- Job Analytics
- Theme Evolution Indicator

VALUE

- Provide analysts in your organization with **customised reports** they can review, edit, and export easily in a format of their choice
- **Present insight to C-level stakeholders** on investments, M&A, performance, operations and finance
- Identify **new sales and prospecting opportunities** - create compilations from a huge range of resources, which provide expert opinion and insight into the past, present, and future of the industry



10+
Clipping themes



Playbooks

FEATURE

GlobalData's Playbooks help clients gain a better understanding of the GlobalData Intelligence center, enabling them to navigate their own industry-specific datasets.

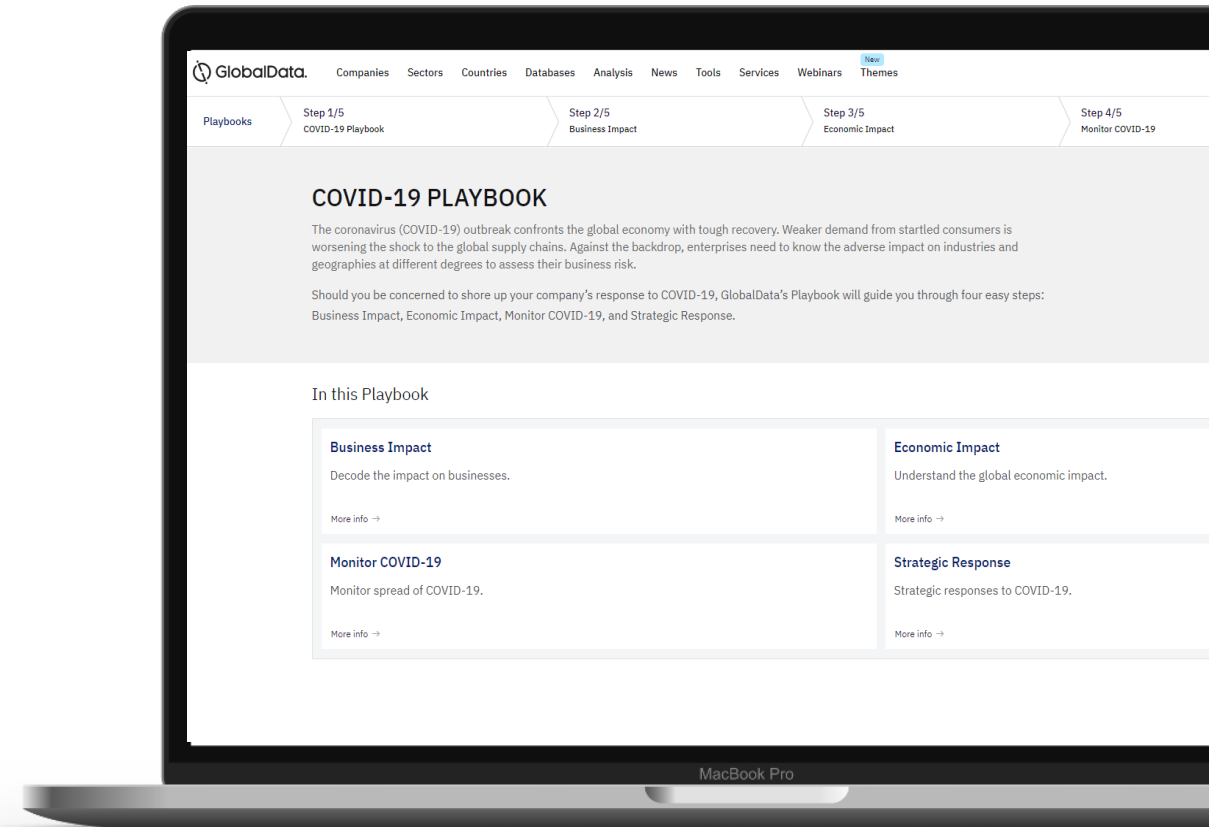
Playbooks simplify the **assembly and usage of information for clients.**

BENEFITS

- **Mergers & Acquisitions:** Identify and evaluate targets, create pitchbooks/presentations, and monitor the chosen markets for M&A signals
- **Investment bank performance:** Understand the market position by sector/ theme/ and deal type, and gain the edge to win more engagements
- **Competitor benchmarking:** Track the latest news, deals, strategic developments, and financial performance across the chosen competitor set
- **Transformation enablement:** Assess disruptive threats in their industry and respond to them through a robust strategy, implementation, and monitoring plan
- **Sales enablement:** Develop a deeper understanding of the evolving needs of the customers and how their competitors are addressing them

VALUE

- **Reduce the time** it takes to answer **critical questions for your clients**, shape their strategy and drive day-to-day success
- Stay up-to-date and generate a steady flow of **innovative ideas for new product development**
- Identify **new sales and prospecting opportunities** - create compilations from a huge range of resources, which provide expert opinion and insight into the past, present, and future of the industry
- **Analyze the market's direction**, compare data and make **better investment decisions**



2 Playbooks

Webinars

FEATURE

View our expert-led Webinars for cutting-edge insights that will help you decode the future and become more successful and innovative.

Discover cross-industry insights across major industries by browsing our live and archived webinar library.

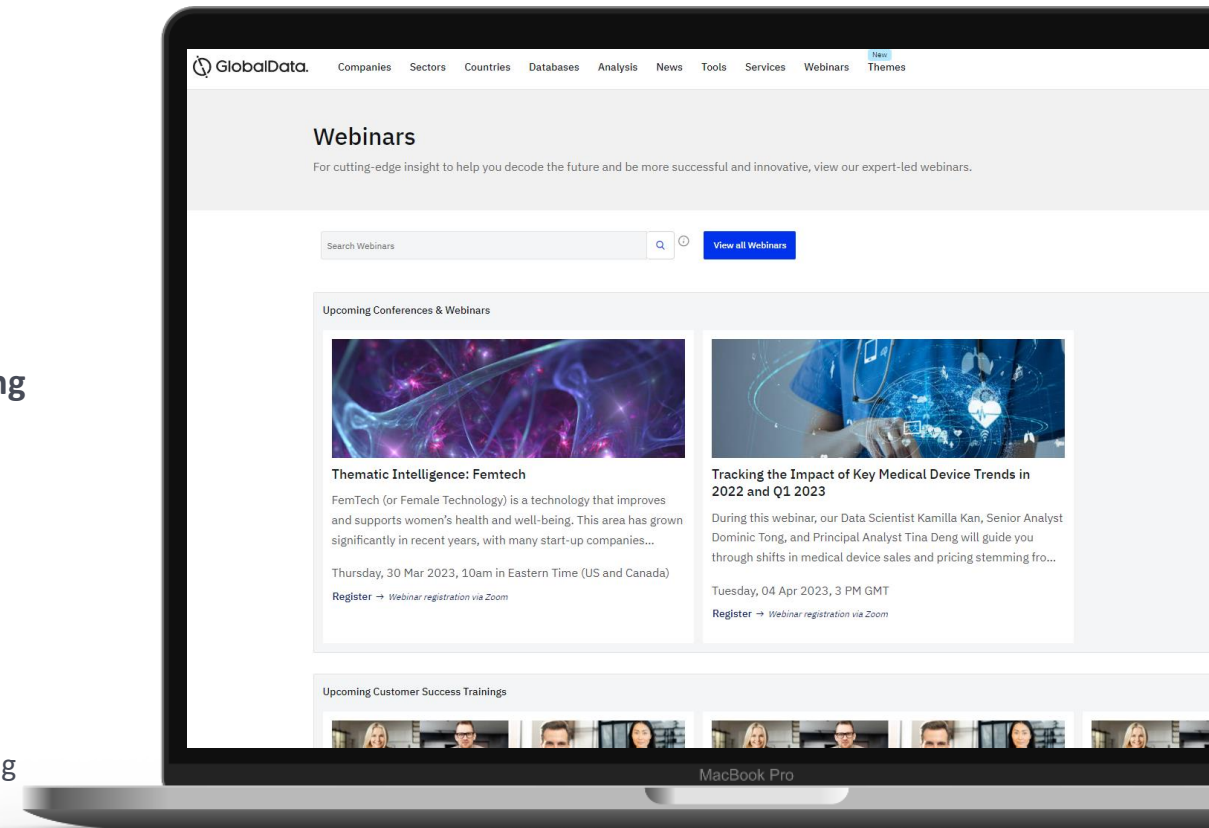
BENEFITS

Visit the central repository of GlobalData Webinar materials and view upcoming webinars.

- Valuable to existing client teams as well as to other industry professionals curious about **trending topics** and gaining **sector specific pieces of insight**
- Presented by an **expert team of analysts**, these webinars can be attended remotely from anywhere
- A **range of topics** is presented, from **sector-specific trending topics** like "Electric vehicles and the future of motor insurance" to **broadier themes** like "Technology foresight: preparing for the next wave of technology-driven disruptions".

VALUE

- **Stay current** with webinar **content from industry thought leaders**, valuable for analyst and strategy teams to gain insights into **sector-specific, cross-sector, and trending themes**
- **Live Q&A session** offers additional engagement, networking opportunities and associated benefits
- Recognize the latest trends and **generate a steady flow of innovative ideas** for new product development



50+
Webinars &
growing

Competitive Intelligence Tool



FEATURE

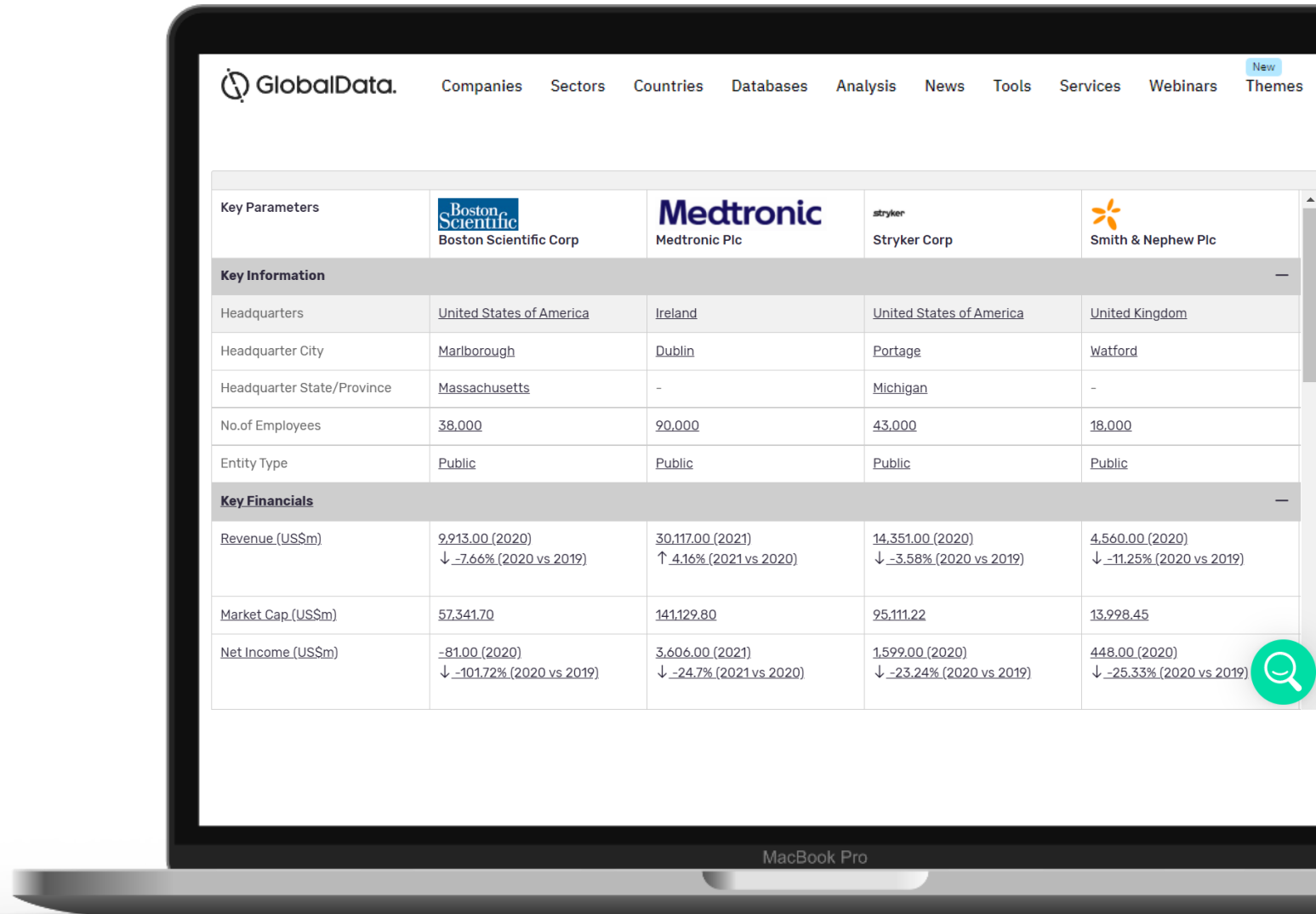
We have integrated GlobalData's broad suite of unique content and datasets to enable you to undertake more detailed analysis of your chosen companies. You have the ability to quickly and easily view a wealth of competitor information, such as related reports, news, deals, jobs and much more, all in one place.

BENEFIT





- Keep up to date with all the latest company news and developments by adding them to your watchlist
- Benchmark your company against key players in your market
- View multiple insights from different databases in one place to build clearer conclusions and remove uncertainty

VALUE

Gain a deeper understanding of the competitive landscape to better inform your decisions.



GlobalData. Companies Sectors Countries Databases Analysis News Tools Services Webinars Themes

Key Parameters	 Boston Scientific Corp	 Medtronic Plc	 Stryker Corp	 Smith & Nephew Plc
Key Information				
Headquarters	United States of America	Ireland	United States of America	United Kingdom
Headquarter City	Marlborough	Dublin	Portage	Watford
Headquarter State/Province	Massachusetts	-	Michigan	-
No. of Employees	38,000	90,000	43,000	18,000
Entity Type	Public	Public	Public	Public
Key Financials				
Revenue (US\$m)	9,913.00 (2020) ↓ -7.66% (2020 vs 2019)	30,117.00 (2021) ↑ 4.16% (2021 vs 2020)	14,351.00 (2020) ↓ -3.58% (2020 vs 2019)	4,560.00 (2020) ↓ -11.25% (2020 vs 2019)
Market Cap (US\$m)	57,341.70	141,129.80	95,111.22	13,998.45
Net Income (US\$m)	-81.00 (2020) ↓ -101.72% (2020 vs 2019)	3,606.00 (2021) ↓ -24.7% (2021 vs 2020)	1,599.00 (2020) ↓ -23.24% (2020 vs 2019)	448.00 (2020) ↓ -25.33% (2020 vs 2019)