



# *Gale Virtual Reference Library*

Always Open. Always Available.

## Introduction

Gale Virtual Reference Library is a database of encyclopedias and specialized reference sources for multidisciplinary research. These reference materials once were accessible only in the library, but now you can access them online from the library or remotely 24/7. Because each library creates its own eBook collection, the content you see may vary if you use the database at different libraries.

### Key Features:

- ◆ Eye-catching book covers to engage users
- ◆ View your eBooks on your iPad
- ◆ An interactive online book experience with two-page view and page flipper
- ◆ Cross-search and browse within your collection and across series
- ◆ Search within volumes of multi-volume sets
- ◆ User interface available in 34 languages
- ◆ ReadSpeaker text-to-speech technology in 19 languages
- ◆ 24/7 unlimited and simultaneous circulation of your eReference collection
- ◆ On-demand machine-aided content translations into 14 languages

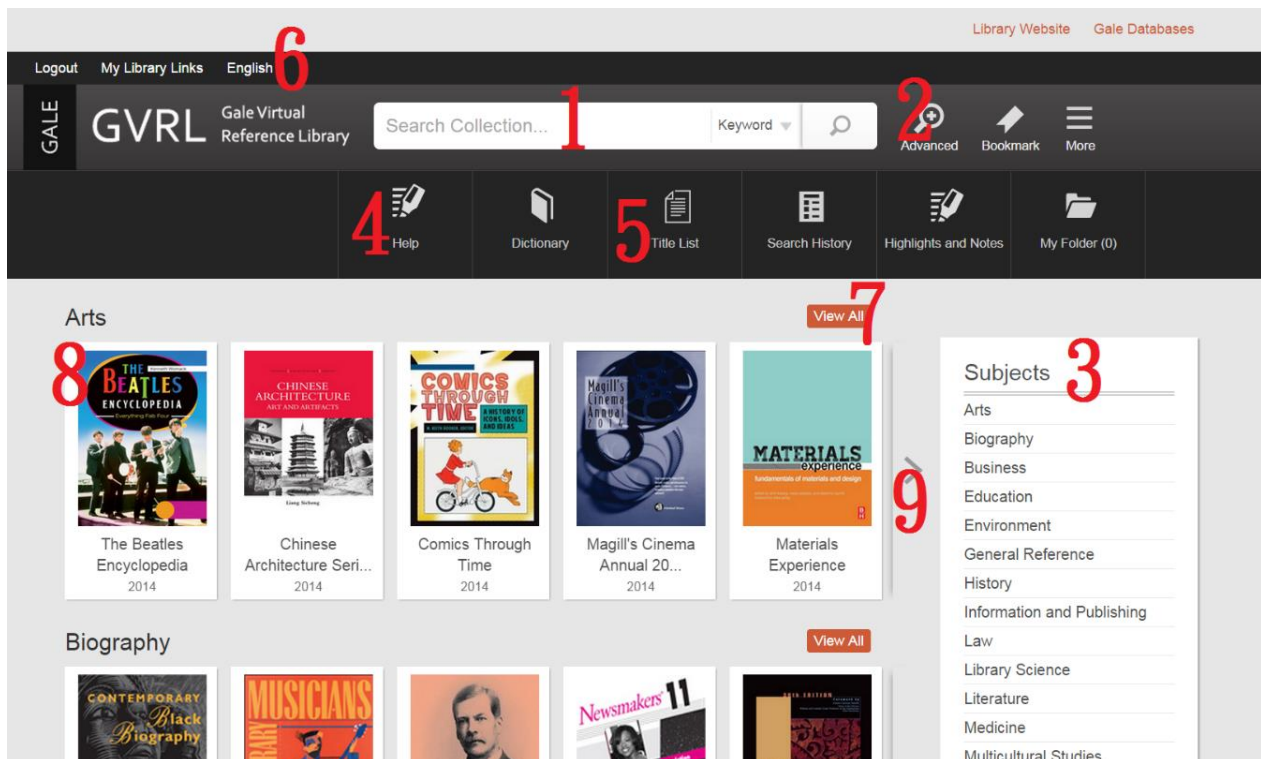
文道國際企業有限公司  
台北市和平東路一段 91 號 4 樓之 2  
電話：(02) 2357-8961  
傳真：(02) 2393-2268  
E-mail : [windeal@ms2.hinet.net](mailto:windeal@ms2.hinet.net)  
[elink@windeal.com.tw](mailto:elink@windeal.com.tw)

## Table of Content



■ Basic Search.....	4
■ Results.....	4
■ Limit Search.....	6
■ View Text.....	7
◆ View Text.....	7
◆ Highlights and Notes.....	8
■ Tools.....	8
◆ Citation Tools.....	9
◆ E-mail.....	9
◆ Download.....	10
◆ Translate Article.....	10
◆ Listen.....	11
■ Advanced Search.....	12
■ Bookmark.....	14
■ Search History.....	15
■ Title List.....	15
■ Display language selector.....	15
■ Help.....	15

## ◆ Home page

GVRL home page



✧ The eBooks to which your library subscribes are displayed by subject on the GVRL home page.

1. Basic Search
2. Advanced Search
3. Subjects
4. Help Guides (put in )
5. Title List (put in )
6. Language drop-down menu
7. View All
8. The mouse over an eBook cover to display a description
9. More titles in the same Subjects


## ◆ Search

## Basic Search

## ◆ Results ◆

<a href="#">View Text</a>	<a href="#">View Text</a>
<a href="#">PDF</a>	<a href="#">Browse PDF</a>
<a href="#">Save</a>	<a href="#">Save Article</a>

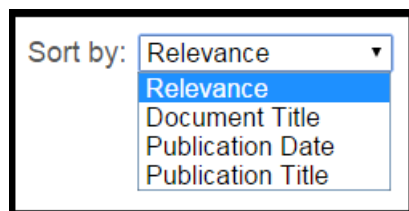
There would be 20 results on each page. When you click [Show More Results](#), the more results would be displayed.

When you click  at the bottom of page, you can back to the top of the page.

## ◆Sorting◆

Your results are listed in the order shown in the **Sort by** drop-down list. :

- Relevance: by how closely articles match your search query
- Document Title: alphabetically by article title
- Publication Date: by publication date with the most recent articles displayed first
- Publication Title: alphabetically by the title of the source publication



## ◆ Limit Search

Use the sidebar to the right to search within your results. Above the search box you will find a link to revise your search.

☐ with images

---

### Limit Search by

**Document Type**

Topic overview (611)

Biography (273)

Culture overview (1)

---

**Publication Title**

Comics Through Time:... (872)

The Business of Ente... (1)

Concise Major 21st C... (1)

Contemporary Authors... (1)

Critical Survey of G... (1)

[View More](#)

---

**Subjects**

Folklore (2)

Kaffir Boy: the True... (2)

Mathabane, Mark (2)

African American wri... (1)

African Women: Three... (1)

[View More](#)

---

**Publication Languages**

English (884)

■ View Text

◆ Basic Information

TOPIC OVERVIEW

**Article Title**

**Book Title**

**Author Information, Bibliographic data and Publisher**

Ed. Robert S. McElvaine. Vol. 1. New York: Macmillan Reference USA, 2004. p244. COPYRIGHT 2004 Macmillan Reference USA, COPYRIGHT 2006 Gale

BILL V. MULLEN

- ◆ Highlight sentences or words you need, and you can choose to highlight in a color, to note or to cite.

### Casper the Friendly Ghost

#### Further Reading

Casper originated in 1940 as a "ghost of an idea" in the mind of animator Seymour Reit and collaborator Joe Oriolo for a children's picture book. Both men worked for Fleischer Studios but were drafted into the military before their idea came to fruition. Upon their return, they had purchased Fleischer, renaming it Famous Studios, and that they worked on the cartoon. Famous Studios developed the cartoon as the eventual focus of 55 theatrical animated shorts (produced from 1945 to 1959), comic books, an animated television show (running from 1963 to 1969), and a live-action feature film with computer-generated special effects in 1995. A made-for-television film, *Casper's Scare School*, aired in 2006, produced by Classic Media, new owner of Harvey Entertainment; an animated television program of the same title aired in the United States on the Cartoon Network, beginning in 2009 (and still airing as of this writing). In 2009, a new Casper comic book title appeared, *Casper and the Spectrals* (Arden Entertainment), but ceased publication in 2010. Currently, APE Entertainment is publishing a limited series of *Casper's Scare School* comics.

Page 62 | [Top of Article](#)

- ◆ The appendix information would be at the end of each article.

#### Source Citation (MLA 7<sup>th</sup> Edition)

Coletta, —Charles. "Ketcham, Hank." *Comics Through Time: A History of Icons, Idols, and Ideas*. Ed. M. Keith Booker. Vol. 2: 1960-1980. Santa Barbara, CA: Greenwood, 2014. 665. *Gale Virtual Reference Library*. Web. 17 Apr. 2015.

#### URL

<http://go.galegroup.com/ps/i.do?id=GALE%7CCX6174500312&v=2.1&u=asiademo&it=r&p=GVRL&sw=w&asid=1825a4660af50faeaf381a555a304348>

**Gale Document Number:** GALE|CX6174500312

#### View other articles linked to these index terms:

Page locators that refer to this article are not hyper-linked.

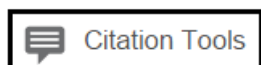
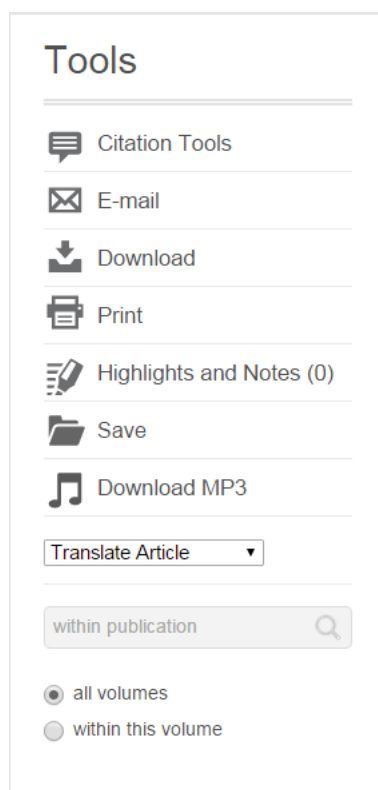
#### Dennis the Menace

1: xxxiii | 3: xxix | 1: 76 | 1: **101-104** | 1: 102f | 1: 136 | 1: 215-216 | 1: 330 | 2: 521 | 2: 665 | 2: 665f | 2: 668f | 2: 721

#### Ketcham, Hank


1: xxxiii | 3: xxix | 1: 76 | 1: 101-104 | 1: 102f | 1: **215-216** | 2: **665** | 2: 665f | 2: 668f

## ◆ Tools



Citation Tools

You can get bibliographic citations generated in a format of your choice.



E-mail

Articles can be e-mailed to yourself and/or others.



Download

You may download an HTML or PDF file of an eBook article to your PC, USB flash drive, or other portable storage device.



Print

You can click the Print tool on the article toolbar.




Highlights and Notes (0)

What you highlighted and noted.



Save

To Save Articles



Download MP3

You can download the article in MP3 format.

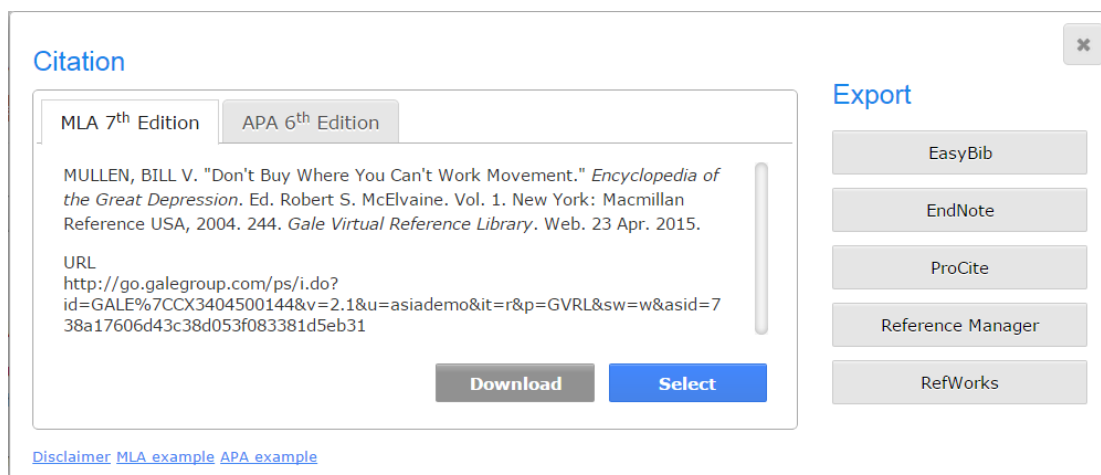
Translate Article ▼

You can translate an article while viewing it by selecting a language from the Translate Article drop-down list on the gray article toolbar.



## ◆ Citation Tools

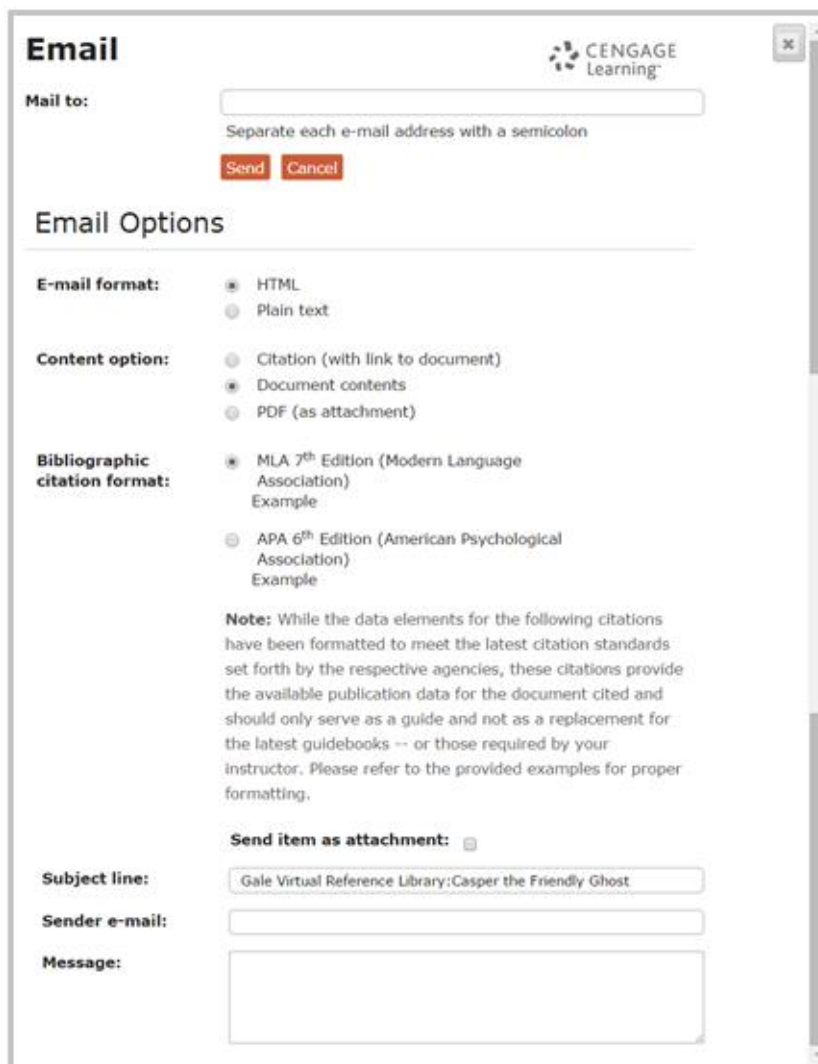
You can get bibliographic citations generated in a format of your choice. You can save the formatted bibliographic citation(s) to a file or export the citation(s) for use with third-party software.



The screenshot shows a web interface for generating citations. On the left, under the 'Citation' tab, there are two tabs: 'MLA 7<sup>th</sup> Edition' and 'APA 6<sup>th</sup> Edition'. Below these, a citation for Mullen, Bill V. is displayed, including the title 'Don't Buy Where You Can't Work Movement', the source 'Encyclopedia of the Great Depression', and a URL. At the bottom of this section are 'Download' and 'Select' buttons. On the right, under the 'Export' tab, there are five buttons: 'EasyBib', 'EndNote', 'ProCite', 'Reference Manager', and 'RefWorks'. At the bottom left, there are links for 'Disclaimer', 'MLA example', and 'APA example'.

## ◆ E-mail

Select HTML or Plain text to determine how the body of the email message will be formatted. This setting also determines how the content will be formatted when you select Full text or Citation as the Content Option below.



The screenshot shows the 'Email Options' form in the Cengage Learning interface. At the top, there's a 'Mail to:' field with a placeholder text 'Separate each e-mail address with a semicolon' and 'Send' and 'Cancel' buttons. Below this is the 'Email Options' section. It includes three main settings: 'E-mail format' with radio buttons for 'HTML' (selected) and 'Plain text'; 'Content option' with radio buttons for 'Citation (with link to document)', 'Document contents' (selected), and 'PDF (as attachment)'; and 'Bibliographic citation format' with radio buttons for 'MLA 7<sup>th</sup> Edition (Modern Language Association) Example' (selected) and 'APA 6<sup>th</sup> Edition (American Psychological Association) Example'. A 'Note' is provided below these settings, stating that the citations are formatted to meet the latest standards but should be used as a guide. At the bottom, there's a 'Send item as attachment:' checkbox, and fields for 'Subject line' (pre-filled with 'Gale Virtual Reference Library:Casper the Friendly Ghost'), 'Sender e-mail:', and 'Message:'.

◆ Download

Download the article in PDF or HTML format.



Download

**Note:** While the data elements for the following citations have been formatted to meet the latest citation standards set forth by the respective agencies, these citations provide the available publication data for the document cited and should only serve as a guide and not as a replacement for the latest guidebooks -- or those required by your instructor. Please refer to the provided examples for proper formatting.

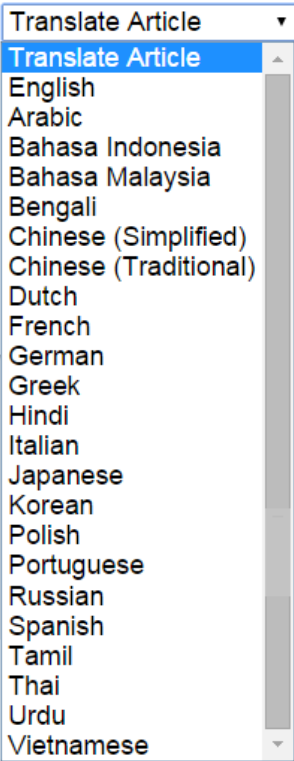
Format Options:

- ☒ PDF
- ☐ HTML

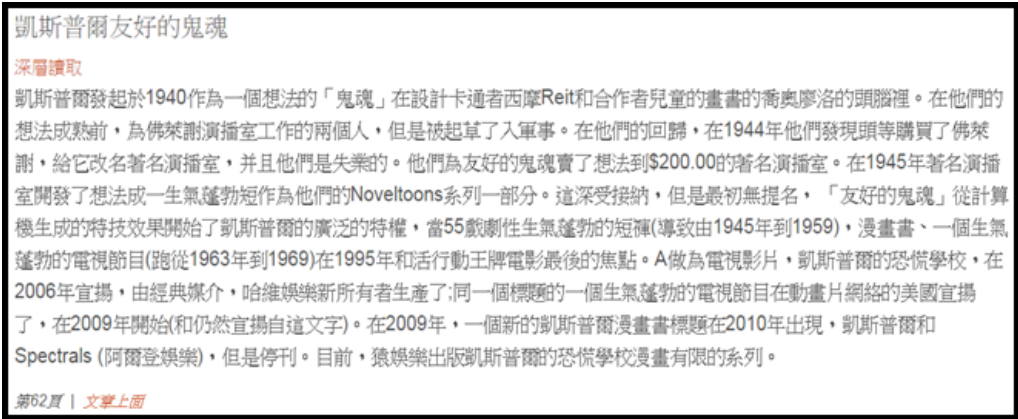
[Download](#) [Cancel](#)

◆ Translate Article

- Arabic
- Bahasa Indonesia
- Bahasa Malaysia
- Bengali
- Chinese (Simplified)
- Chinese (Traditional)
- Dutch
- French
- German
- Greek
- Hindi
- Italian
- Japanese
- Korean
- Polish
- Portuguese
- Russian
- Spanish
- Tamil
- Thai
- Urdu
- Vietnamese



You can translate an article while viewing it by selecting a language from the **Translate** Article drop-down list on the gray article tool bar.



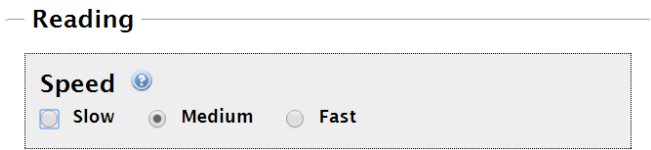
※ Note that this machine translation is done via a "gisting" tool. It will capture the general idea or "gist" of the document but it will not create a completely accurate and grammatically correct translation. It should not be considered a replacement for human translation.

◆ Listen

- 1. Click **Listen**
- 2. The player dashboard will appear and automatically begin playback
  - o Pause and Stop controls are provided, as well as a volume control
  - o While in Play mode, you can click anywhere on the playback indicator bar to rewind or fast forward
  - o Clicking Stop and then Play lets you listen to the same text read again



➤ 「Settings」 Speak speed



■ Advanced Search

Advanced Search

Your library's GVRL holdings offer a combined 2,183,202 documents. Select index(es) and enter term(s) to search.

Search for

in

Keyword

And

in

Document Title

And

in

Entire Document

Add a Row

Search

More Options

☐ Document Contains Images

by publication year(s):

All

Before

Within

After

Between

select publication title(s):

to subject area:

Select Subject(s)

to target audience

Select Target Audience(s)

to publication language:

Select Publication Language(s)

Search

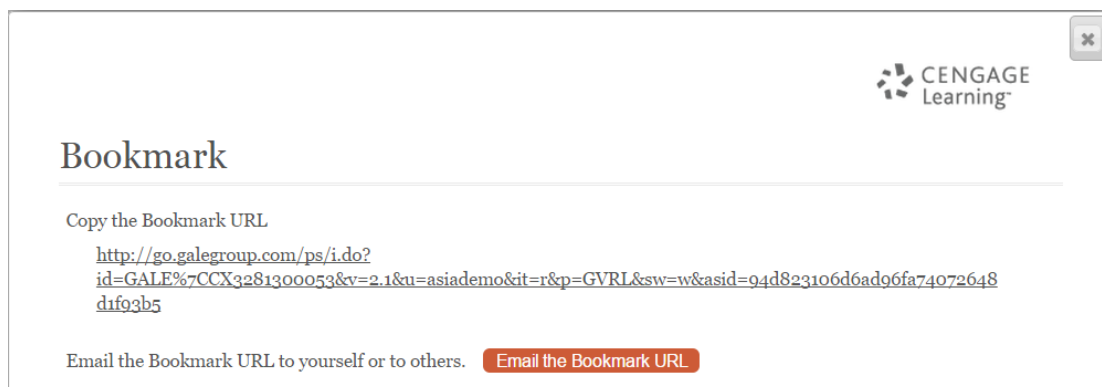
Clear

1. Index
- **Basic Search** : A proprietary combination of fields for a broad, all-purpose search. Generally the Basic Search index produces more results than a Keyword search.
  - **Keyword** : Key fields, including authors, titles and introductory text
  - **Document Title** : Titles of documents
  - **Image Caption** : Caption of images found within the documents
  - **Entire Document** : The full text of documents. This is a good search to use if you are looking for a particular line of text, an unusual phrase, jargon, and so on.


- **Subject** : Indexed subject headings, which consists of words from Library of Congress subject headings such as people, companies, products, organizations, geographic locations, events, artistic and other published works, statutes and case numbers.
- **Publication Title** : Titles of eBooks. Use this search especially for series titles, such as Contemporary Authors. Alternatively, you may use the by publication title search limiter.
- **ISBN** : International Standard Book Number (ISBN) codes assigned to books and eBooks
- **Author** : Names of authors, including variant names
- **Publisher** : Names of publishers
- **Edition** : The edition number, if used, references the sequential version of the book, such as the fourth edition. Edition numbers are formatted in the database as cardinal numerals (1, 2, 3, etc.) even if the publication originally used ordinal numbers. Therefore, to search for the fourth or 4th edition, enter the number 4.
- **Volume Number** : The volume number, if used, references a collection of two or more books. Volume numbers are formatted in the database as cardinal numerals (1, 2, 3, etc.) even if the publication originally used Roman numerals
- **Start Page** : The page on which a document begins. Please note that some publishers do not provide pagination or may paginate the electronic version of a publication differently than the print version. Always enter cardinal numbers (1, 2, 3 and so on), even if the publication uses Roman numerals for pagination. Combine a search on this index with a search on a specific publication title. You may use a hyphen to enter a range of page numbers, as in: 93-122
- **Document Number** : The unique identifier Gale assigns to each document. The document number appears below the source citation when viewing the document. Note: This search supersedes all other search criteria.

## ■ Bookmark


The Gale Bookmark feature lets you save and share links to specific pages in this database, including search results, individual eBook articles and your personal list of saved articles.



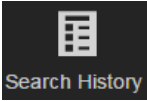

### ➤ Copy the Bookmark URL

1. From the page you wish to bookmark (for example, your search results, a specific article or your list of saved articles), click the  tool (upper right side of the page).
2. The Bookmark pop-up appears.
3. Select the entire website page address, beginning with "http" and copy it.
4. Paste the address into a social networking site, an html page, a Word document, etc.
5. Close the Bookmark pop-up.

### ➤ Email the Bookmark URL to yourself or to others



1. From the page you wish to bookmark (for example, your search results, a specific article or your list of saved articles), click the  tool (upper right side of the page).
2. The Bookmark pop-up appears.
3. Click **Email the Bookmark URL**.
4. The Send Email pop-up appears.
5. Enter the required fields and then click **Send**. A link to the content will be emailed to the recipient. You may email to one recipient at a time.
6. Close the Bookmark pop-up.

## ■ Search History

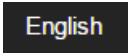
Click  in  toolbar found below the product banner to display a history of the searches you've conducted during your current session. The most recent search is displayed first, with a maximum of 50 search queries displayed.

Current Session	
Previous Searches	<a href="#">Clear Previous Searches</a>
Search Terms	No. Of Results
Basic Search (america history) <a href="#">Revise</a>	10058
Basic Search ("Global warming") <a href="#">Revise</a>	11003
Basic Search ("red wood") <a href="#">Revise</a>	63
Basic Search (advertise) <a href="#">Revise</a>	5074



## ■ Title list

Click  (In  toolbar), you can view the list of sources that make up this database.

## ■ Display language selector

Click , and choose which language you want the system to use when displaying menus, links, and instructions.

## ■ Help

Click  (In  toolbar), and get help information for the screen currently displayed.