

圖書資源院外連線服務使用指引

Guide to "Off-Campus Access Service for Library Resources"

連線服務認證方式說明

Off-Campus Access Authentication Methods

方式一：透過圖書館網頁的資料庫連結

Method 1: Access via the Database Links on the Library Website.



進入中研院圖書館服務網頁：

<https://aslib.sinica.edu.tw/>

依序點選：資源服務
→ 線上資料庫

Go to the Academia Sinica Library Services website:

<https://aslib.sinica.edu.tw/>

Navigate to: Resource Services
→ Online Databases.



選擇您欲使用的資料庫名稱

Select the name of the database you want to use.

圖書資源院外連線服務使用指引

Guide to "Off-Campus Access Service for Library Resources"

出現帳號登入畫面後，請依照您的使用者類型進行登入驗證

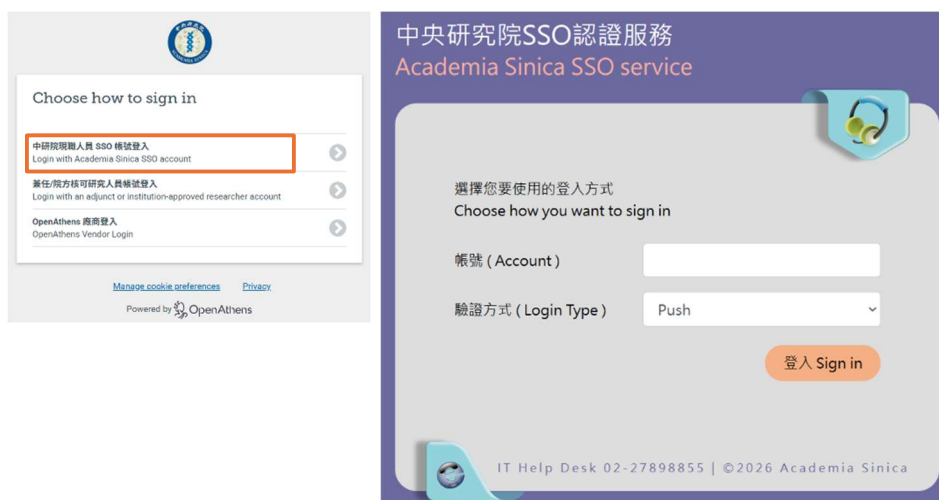
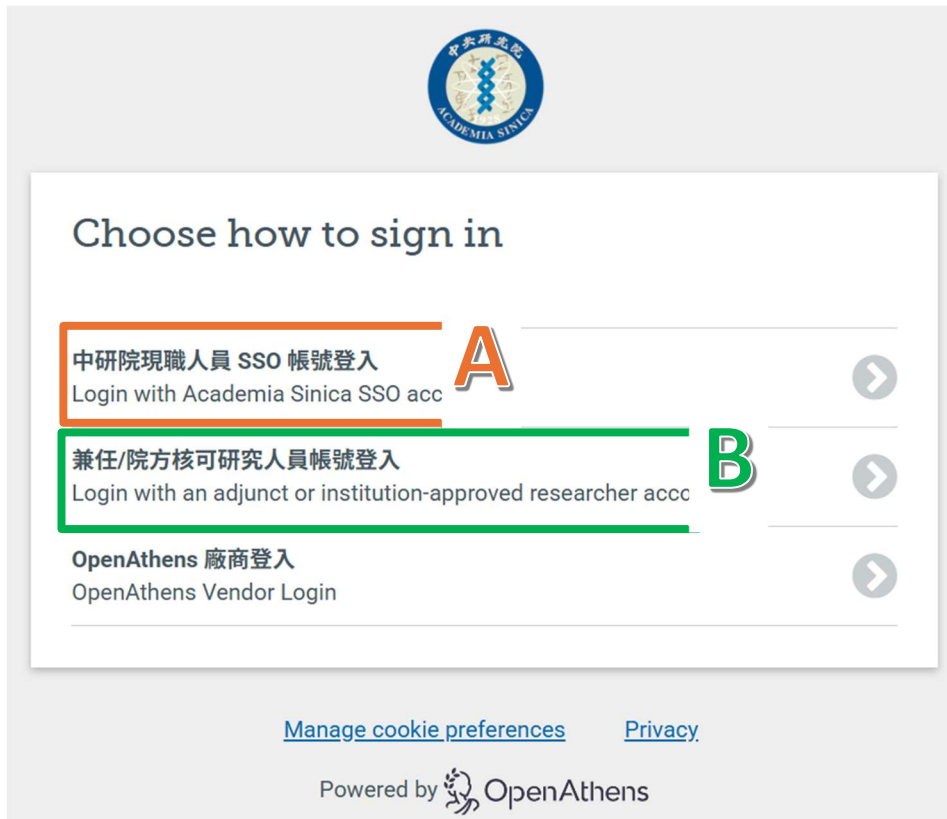
- A. 現職人員請點選第一種方式登入
- B. 兼任/院方核可研究人員帳號登入請點選第二種方式登入

When the account login screen appears, please log in according to your user type.

- A. Academia Sinica Researchers and Staff.
- B. Academia Sinica Adjunct or institution-approved researcher.

A. 現職人員請點選第一種方式登入
使用中研院 SSO 帳號登入驗證

- A. Authenticate using an Academia Sinica SSO account.



圖書資源院外連線服務使用指引

Guide to "Off-Campus Access Service for Library Resources"

B. 兼任/院方核可研究人員請點選第二種方式登入
使用院方核可的 Google 帳號登入驗證

B. Authenticate using an institution-approved Google account.



登入成功後，即可開始使用電子資源

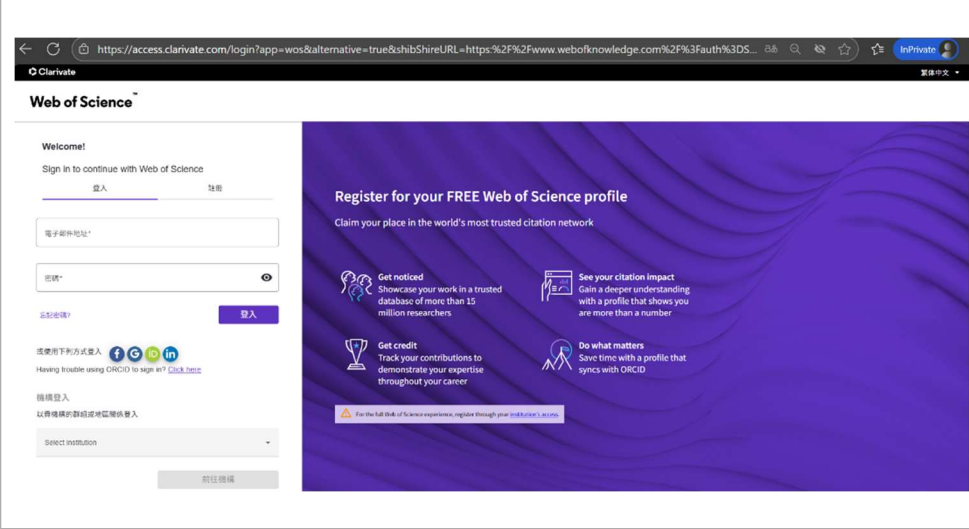
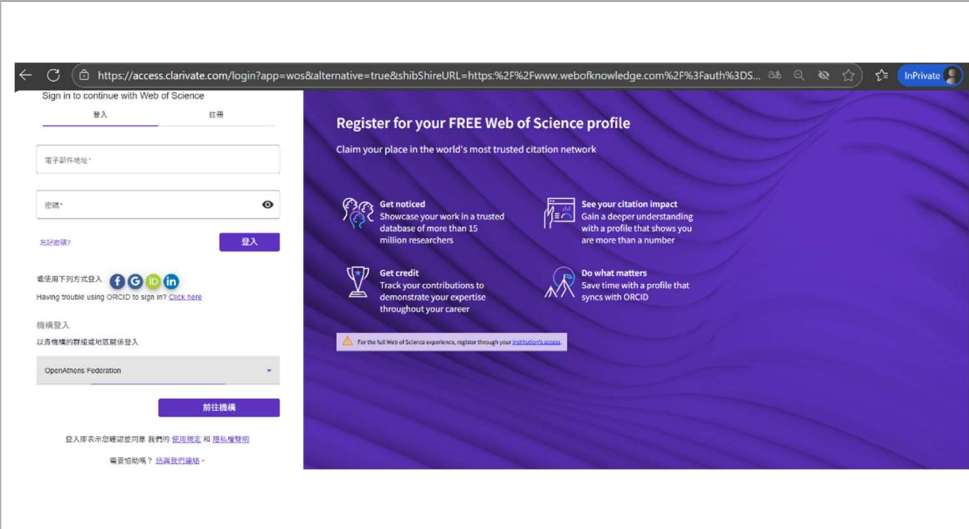
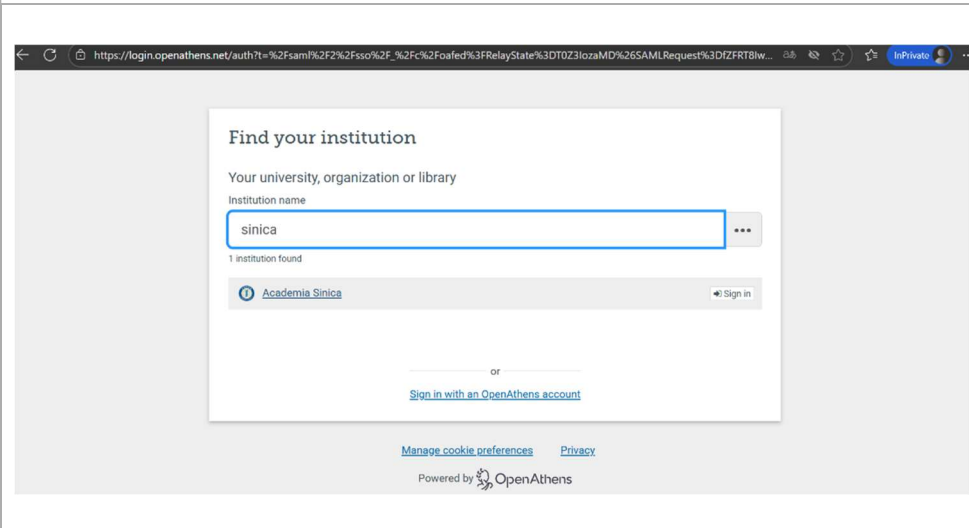
Upon successful login, you can start using the electronic resources.

圖書資源院外連線服務使用指引

Guide to "Off-Campus Access Service for Library Resources"

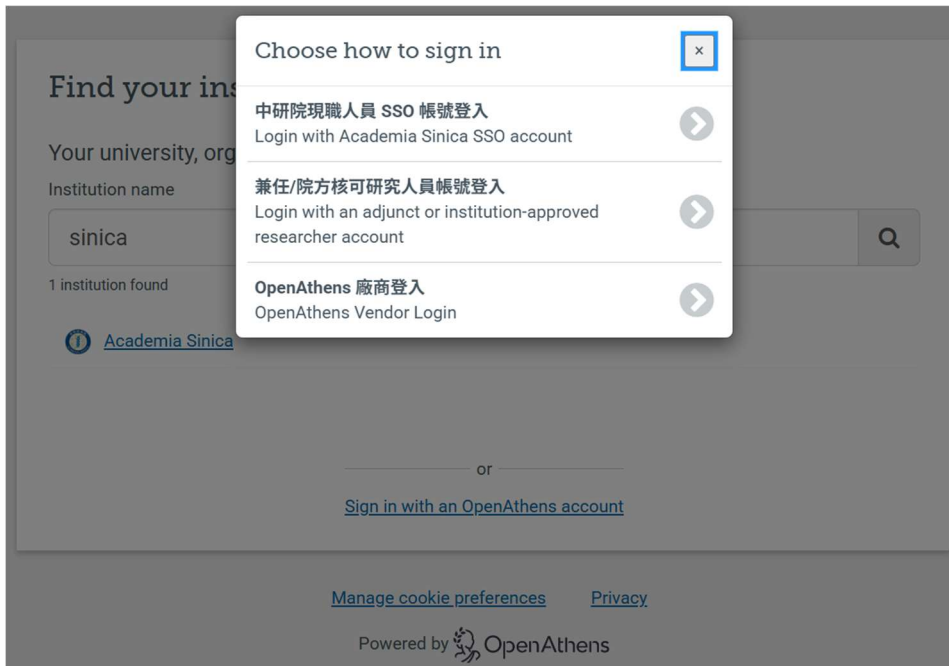
方式二：從期刊、資料庫網站的機構認證登入

Method 2: Institutional Authentication Login from Journal and Database Websites.

	<p>以 Web of Science 為例：於網頁搜尋 Web of Science</p> <p>Taking Web of Science as an example: Search for “Web of Science” in your web browser.</p>
	<p>頁面往下拉至「機構登入」，選擇：OpenAthens Federation</p> <p>Scroll down the page to "Institutional Login" and select: OpenAthens Federation.</p>
	<p>輸入院名關鍵字後，選擇 Academia Sinica 登入</p> <p>Enter the institute's name as a keyword and select Academia Sinica to log in.</p>

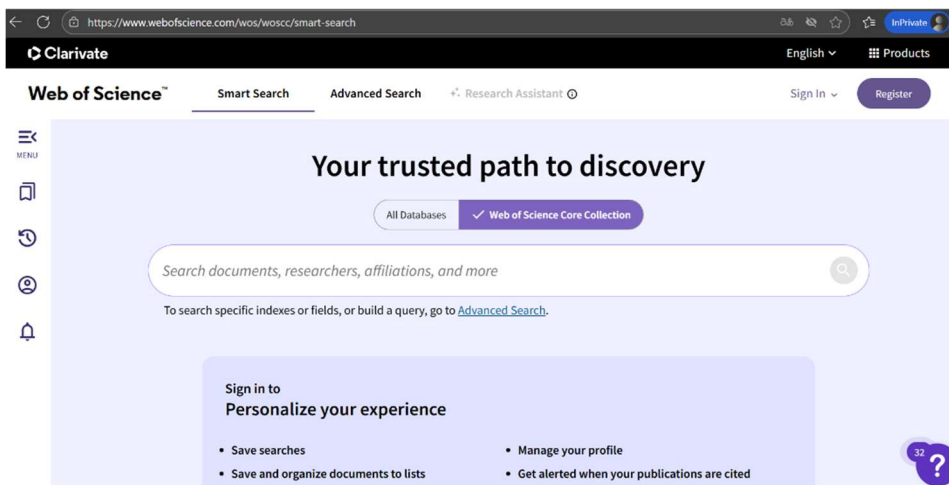
圖書資源院外連線服務使用指引

Guide to "Off-Campus Access Service for Library Resources"



出現中研院帳號登入畫面後，請依您的使用者類型進行登入驗證

When the Academia Sinica account login screen appears, please log in according to your user type.



登入成功後，即可開始使用電子資源

Upon successful login, you can start using the electronic resources.

圖書資源院外連線服務使用指引

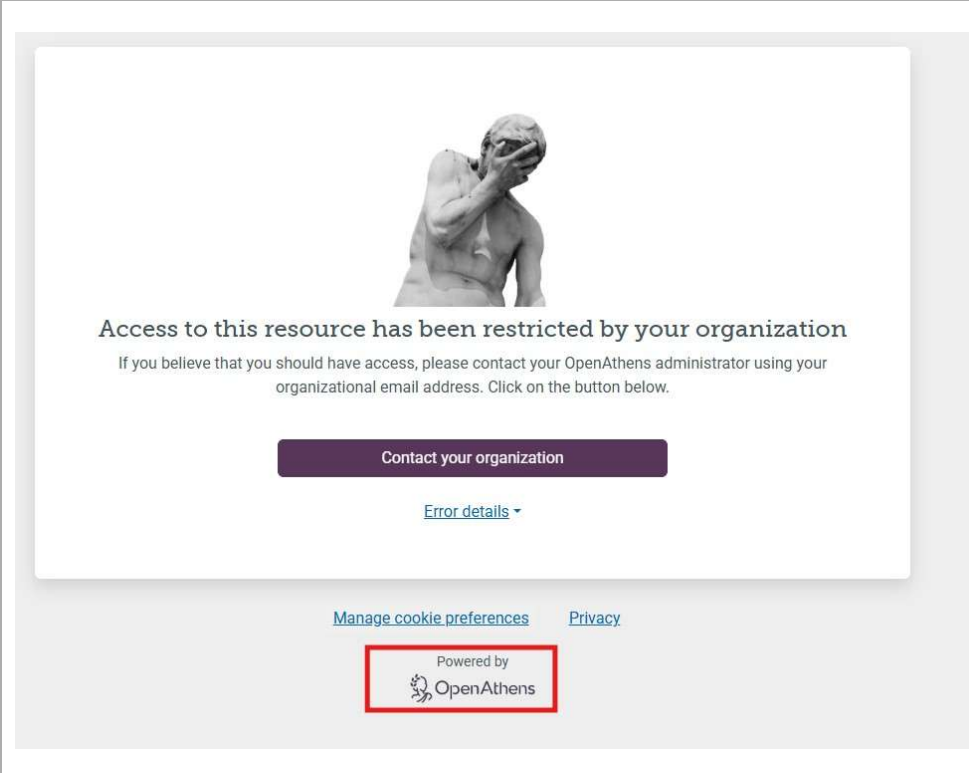
Guide to "Off-Campus Access Service for Library Resources"

連線服務問題判斷

How to Identify Off-Campus Access Issues

狀況一：已成功登入 OpenAthens，但無法使用特定電子資源 (錯誤訊息來源：OpenAthens)

Issue 1: You have logged in successfully, but cannot access a specific electronic resource.
(Error message source: OpenAthens)

	<p>可能原因：</p> <ol style="list-style-type: none">1. 該電子資源未開放院外連線使用2. 該電子資源未開放此帳號類型（如兼任／院方核可研究人員）使用 <p>Possible reasons include:</p> <ol style="list-style-type: none">1. The resource does not support off-campus access.2. The resource does not allow access for your account type. (such as adjunct or institution-approved researcher)
--	--

圖書資源院外連線服務使用指引

Guide to "Off-Campus Access Service for Library Resources"

狀況二：兼任/院方核可研究人員使用的 Google 帳號未具備 OpenAthens 使用權 (錯誤訊息來源：Google)

Issue 2: The Google account used for login does not have OpenAthens access permission.
(Error message source: Google)



403. That's an error.

Error: app_not_configured_for_user

Service is not configured for this user.



可能原因：

1. 在連線時已登入非授權的 Google 帳號。（請檢查畫面右上角顯示的帳號名稱）
2. 請與所屬圖書館確認是否具備院外使用圖書館電子資源之權限。

Possible reasons include:

1. You are signed in with an unauthorized Google account. (Please check the account name displayed in the upper-right corner)
2. Please contact your library to confirm whether you are eligible to access library electronic resources off-campus.